


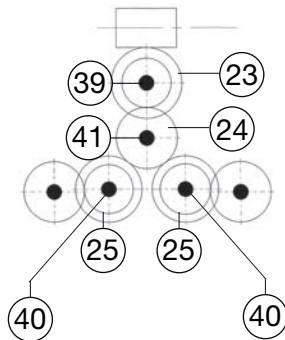


1318	BR E19.1 DB	E 1911	=	H0
Pos. Nr. Pos.no.	Beschreibung Description	Art.-Nr. Art.no.	Preisgruppe Price bracket	
1	LOKGEH.O.PANTO BRE19 DB GRUEN Body assembly w/o pantograph	00104318	035	
2	LOKRAHMEN M.KONTAKTEN F.4318 oco framework with contact	00114318	028	
3	FUEHRERSTAND M.LOKF.F.4319 Driver's cab inset	00124319	013	
4	LICHTLEITER SATZ F.4319 Light conductor set	00134319	012	
5	FENSTER-SATZ F.4319 Set of window	00144319	017	
6	AUFSTIEGSTRITT /SATZ F.4319 Set of ladders, set of treadles	00154319	011	
7	HALTETRAVERSE-SATZ F.4319 Traverse	00174319	009	
8	ISOLATOREN-SATZ F.4319 Set of Isolators	00184319	012	
9	KLEINTEILE-SATZ F.4319 Set of small parts	01843191	011	
10	PFEIFE F.4383 Whistle	00194617	002	
11	DECKPLATTE M.BREMSKLOTZEN 1319 Cover plate with brake shoes	00311319	017	
12	BREMSEGEHAENGE F.4319 Brake rigging	03143191	009	
13	KUKU-DEICHSEL SCHWARZ F.4319 Short coupling reception -set	00384023	006	
14	LOKRAHMEN F.1319 Loco framework	00411319	034	
15	LAUFGESTELL F.1319 Set of carrying wheels	00471319	015	
16	MOTOR KPL.M.SCHWUNGMASSE Motor with flywheel, complete	00504103	025	
17	MOTORHALTER F.5-POL.BÜHLERMOT Retainer clip for 5-pole BÜHLER motor	00504904	002	
18	RS.NACHLAUFGEST.F.1103/1104 Set of carrying wheels (rear)	00534056	012	
19	RADSATZ M.N.M.Z.F.1319 Wheelset with gear wheel, with traction tyre	00534099	015	
20	RADSATZ O.N.M.Z. F. 1319 Wheelset with gear wheel, w/o traction tyre	00534100	015	
21	RADSATZ O.N.M.Z. F.1319 Wheelset with gear wheel, w/o traction tyre	00534101	015	
22	HAFTREIFEN H0 Traction tyre	00544009	001	
23	UNTERSETZUNGSRAD Z:23/16 SCHWA Reduction gear wheel	00564153	005	
24	ZAHNRAD Z:20 SCHWARZ Gear wheel	00564181	006	
25	UNTERSETZUNGSRAD Z:22/16 Reduction gear wheel	00564182	006	
26	SCHNECKE F.MOTOR 504103 Worm gear	00564609	006	
27	ISOLIERSTUECK F.4319 Insulator	00564754	003	
28	KONTAKTBAND F. BR E 19 Contact band	00614972	004	
29	RADKONTAKTFEDER SATZ F. E19 Wheel contact spring	00614973	009	
30	KONTAKTFEDER-SATZ F.474319 Contact spring - set	00614974	007	
32	LEITERPLATTE M.SCHNITTSTELLE PCB with interface	00654090	028	
33	STECKER 8-POLIG NEM 652 Jumper 8-pin	00666848	012	
34	SCHERENPANTO.ROT F.4319 Double arm pantograph, red	00674328	025	
	SCHLEIFER F.1319 (o. Abb.) Center pick-up (w/o illustr.)	00692018	013	
	ZYLINDERKOPFSCHRAUBE (o. Abb.) Cylinder head screw (w/o illustr.)	00700403	001	
35	KS-SENKKOPF-SCHRAUBE Countersunk Phillips screw	00702405	001	



Achtung,  
wichtiger Hinweis:  
Der Motor darf unter  
keinen Umständen  
geölt werden!  
wartungsfrei!



1318		BR E19.1 DB	E 1911	=	H0
Pos. Nr. Pos.no.	Beschreibung Description	Art.-Nr. Art.no.	Preisgruppe Price bracket		
36	ZYLINDERKO.SCHRAUBE M.SCHLITZ Slotted cylinder head screw	00704405	001		
37	KS-SCHRAUBE Phillips screw	00704903	001		
38	SENKOPFBLECHSCHR.2,2X16 KS Countersunk tapping screw	00714516	001		
39	ZYLINDERSTIFT Cylinder pin	00730515	002		
40	ZYLINDERSTIFT 2 X 10 Cylinder pin	00730538	001		
41	BUNDBOLZEN F.4319 Flanged bolt	00730567	005		
42	Steckpuffer Plug-in buffer	00754006	002		
43	STECK-PUFFER FLACH Plug-in buffer, flat	00754015	002		
44	DRAHTRICHTFEDER L=27 MM Thread straightening spring	00764016	002		
45	ACHSANDRUCKFEDER F.4319 Axle pressure spring	00764331	006		
	STECK-TAUSCHKUPPLUNG (o. Abb.) Standard- coupling (w/o illustration)	6511	---		
49	GLUEHLAMPE WEISS F.4355 - 8V Replacement bulb, clear, with plug-in socket, 8V	00006538	008		