
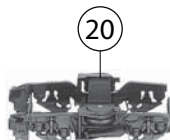


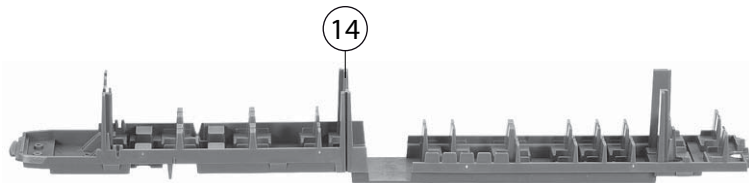


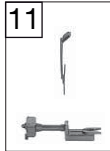

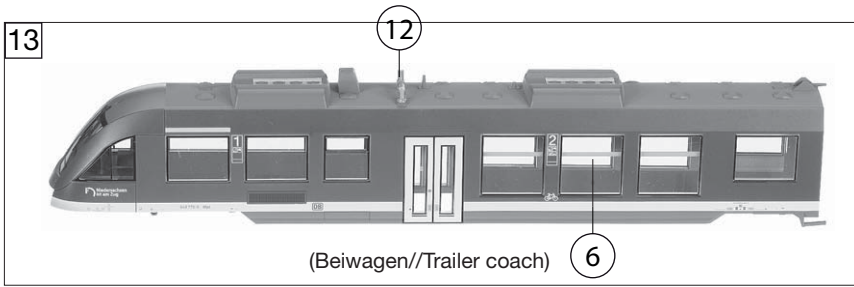


1423	LINT Syntus 33	NS	~	HO
Pos. Nr. Pos.no.	Beschreibung Description	Art.-Nr. Art.no.	Preisgruppe Price bracket	
1	GEHAUESE F.MOT.TK SYNTUS Motor coach body	00104423	038	
2	FUEHRERSTAND M. LOKF. Driver's cab inset	00124420	012	
3	FALTENBALG F.4420 Gangway bellows	00125116	009	
4	LICHTLEITER-SATZ F.4420,4423 Light conductor set	00134420	009	
5	LICHTLEITER-SATZ F.4423 Light conductor set	00134423	012	
6	FENSTERSATZ F.TRIEBWAGEN O.MOT. Trailer coach window set	00144423	022	
7	FENSTERSATZ F.TRIEBWAGEN M.MOT. Trailer coach window set with motor	01444231	022	
8	INNENEINRICHTUNG F.MOTORWAGEN Interior fittings for motor coach	00154420	011	
9	BESCHWERUNG F.4420,4423 Ballast for power car	00164420	014	
10	BESCHWERUNG F.LINT O.MOTOR Ballast for trailer car	01644201	013	
11	SCHEIBENWISCHER,KUPPL.ATTR./S. Windshield wipers, coupling imitations-set	00194420	007	
12	ABGASHUTZEN F.4420,4423 Exhaust silencer	00194855	003	
13	GEH.M.STUFEN F.TK O.M.4423 Body with treadles for trailer car	00204423	037	
	TUERTRITTSTUFEN/SATZ F.4423 (o. Abb.) Set of treadles (w/o illustration)	00224423	009	
14	INNENEINRICHTUNG F.TK O.MOT. Interior fittings for trailer car	00254420	011	
15	JAKOBSDREHGESTELL F.4420,4423 JAKOBS bogie	00304420	018	
16	DREHGESTELLRAHMEN F.4420,4423 Bogie framework	00314420	009	
17	WAGENBODEN F.4423 F.TK M.MOT. Floor plate for motor coach	00334423	021	
18	DREHGEST.AUFN.F.JAKOBSDREHGEST Bogie reception connector	00384420	003	
19	KUPPELSTANGE F.4420,4423 Coupling rod	00386012	002	
20	DREHGESTELLRAHMEN F.LAUFGEST. Bogie framework	00414420	009	
21	WAGENBODEN F.4423 O.MOT. Floor plate for trailer car	00434423	021	
22	DREHGEST.BLOCK F.4420,4423 Bogie block	00454420	016	
23	LAUFDREHGEST.BLOCK F.4420,4423 Bogie block	00464420	013	
24	MOTOR KPL.M.SCHWUNGMASSE Motor with flywheel, complete	00504420	029	
25	KOEHLENHALTER Brush holder	00507801	001	
26	MOTORHALTEBUEGEL Motor retainer clip	00507903	004	
27	ACHSE Axle	00524014	002	
28	ACHSE Axle	00527001	002	
29	RADSATZ M.Z.M.1 N.F.4420,4423 Wheelset with gear wheel, 1 trac. tyre	00534119	012	
30	RADSATZ EINS.ISO. 25MM F.4420 Wheelset single sided insulated	00534120	007	
31	RADSATZ O.Z.O.N.F.4420,4423 Wheelset w/o gear wheel, w/o trac. tyre	00534121	012	
32	HAFTREIFEN HO Traction tyre	00544011	001	
33	ZAHNRAD Z:16/0.4 Gear wheel	00564189	005	
34	ZAHNRAD Z:13 SCHWARZ Gear wheel	00567149	006	
35	SCHNECKE D = 4MM L = 5MM Worm gear	00567601	007	
36	KONTAKTBUEGEL SATZ F.4420,4423 Contact plate assy	00614978	008	



1423		LINT Syntus 33	NS	~	HO
Pos. Nr. Pos.no.	Beschreibung Description	Art.-Nr. Art.no.	Preisgruppe Price bracket		
37	KONTAKTPILZGARNITUR L:10 MM Contacter pin assembly	00644407	011		
38	MOTORLEITERPLATTE F.4420,4423 Motor PCB	00654108	018		
39	SCHALTPL.M.SS U.LICHTLEITER PCB with interface and light conductor	00654109	030		
40	LEITERPL.M.LICHTLEITER F.4420 PCB with light conductor	00654110	027		
41	SCHNITTST.-BLINDSTECKER 8-POL. Jumper 8-pin	00664001	012		
42	FLACHLEITER M.STECKER 8-POL. Flat light conductor with jumper 8-pin	00664004	018		
43	SENKKOPFBLECHSCHR.2,2X16 KS Countersunk tapping screw	00714516	001		
44	SPLINT F. 4420,4423 Split pin	00730576	001		
45	SPLINT F. 4420,4423 Split pin	00730577	003		
46	BLATTRICHTFEDER L=14 MM Flat straightening spring	00764012	002		
47	ZUGFEDER F.4420,4423 Draw spring	00764115	002		
48	KONTAKTFEDER F.4420,4423 Contact spring	00764333	001		
	ERSATZ-SCHLEIFKOHLEN (o. Abb.) Carbon brushes (w/o illustr.)	6518	---		