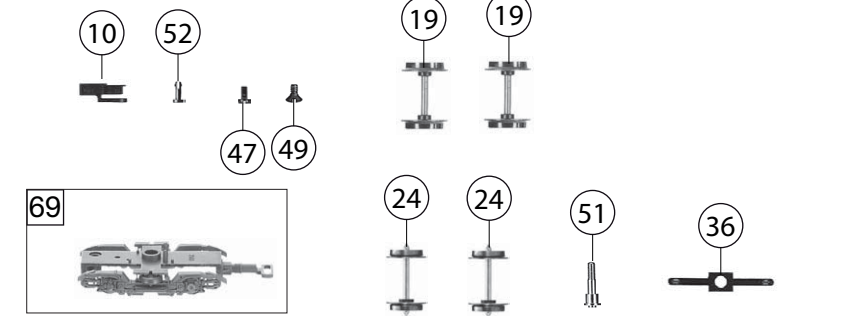


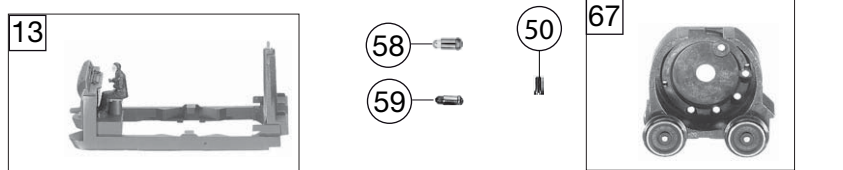
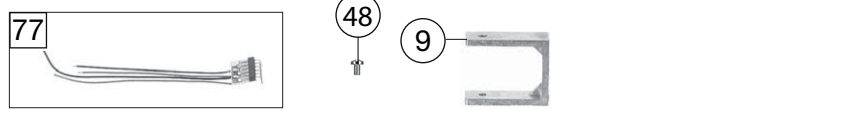

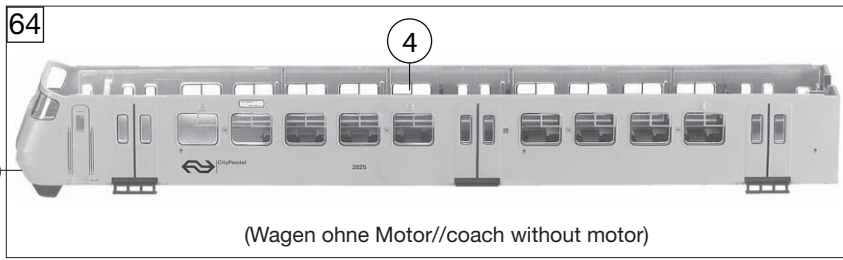


Änderungen in Konstruktion und Ausführung vorbehalten
We reserve the right to change the construction and specification

391310 City-Pendel (Plan Y) NS 2123 ~ HO		Art.-Nr. Art. no.	Preisgruppe Price bracket
1	Gehäuse kpl. f. Triebwagen m. Mo Motor coach body	10481310	---
2	DACH KPL. FÜR TRIEBWAGEN MIT MO Roof, complete, for motor coach	12481107	24
3	LICHTLEITER-SATZ Light conductor set	13481107	13
5	BESCHWERUNG Ballast	00164438	16
6	HALTETRAVERSE-SATZ Pantograph isolator set	00174470	12
8	WAGENBODEN F. 4471 M. MOT. Floor plate for motor coach	00304471	17
9	BUEGEL F. INNENBELEUCHTUNG Illumination contact plate	00354430	9
10	KUPPLUNGSADAPTER Coupling adaptor	00384001	6
12	DREHGESTELLRAHMEN Bogie framework	00414470	11
13	ANTRIEBSRAHMEN M. LOKFUEH Interior fitting/bogie reception with driver	00454470	20
14	DREHGEST. RAHMEN F. TRIEBW. M. MOT Rear bogie for motor coach	00471471	14
15	MOTOR Motor with flywheel	50447102	---
16	ANKER KPL. M. SCHWUNGMASSE Rotor with integrated flywheel, complete	00504607	25
17	LAGERSCHILD Motor PCB, insulated	50474400	---
18	KOHLENROHRKAPPE Brush pipe cap	00504801	2
21	L. RAD M. Z. M. N. ISO. Loco wheel with gear, with trac. tyre, insulated	00514259	7
20	L. RAD O. Z. M. N. ISOL Loco wheel w/o gear, with trac. tyre, insulated	00514260	7
19	L. RAD O. Z. O. N. ISO. Loco wheel w/o gear, w/o trac. tyre, insulated	00514261	7
22	L. RAD M. Z. O. N. ISO. Loco wheel with gear, w/o trac. tyre	00514262	7
23	ACHSE GERAENDELT 20 MM Milled axle, 20mm	00524006	2
25	HAFTREIFEN HO Traction tyre	00544007	1
26	UNTERSETZUNGSRAD Z:28/13 SCHWA Reduction gear wheel Z:28/13, black	00564102	2
27	ZWISCHENRAD Z:18 SCHWARZ Gear wheel Z:18, black	00564105	2
28	ZWISCHENRAD Z:13 SCHWARZ Gear wheel Z:13, black	00564106	2
29	UNTERSETZUNGSRAD Z:32/13 SCHWA Reduction gear wheel Z:32/13, black	00564107	2
30	RITZEL Z:10 Gear wheel Z:10	00564602	4
31	SICHERUNGSRING KLEIN Securing ring, small	00564701	1
32	SICHERUNGSRING GROSS Securing ring, big	00564702	1
	UNTERLEGSCH. ROT 2,3 X 5 X 0,1 (o. Abb.) Washer (w/o illustr.)	00564747	1
	UNTERLEGSCH. ROT 2,2X5X0,3 (o. Abb.) Washer, red (w/o illustr.)	00564751	1
35	MOTORSTROMABNEHMER Motor contact clip	00614916	2
37	STROMABNEHMERFEDER Power pick-up spring	00614948	2
39	KONDENSATOR Capacitor	64420900	5
41	UMSCHALTER Switch	00644470	9
42	SCHALTPLATTE kpl. f. Triebw. m. Mo PCB for motor coach	65417100	---
44	EINHOLMSTROMABNEHMER Single arm pantograph	67433200	18
4	FENSTER-SATZ Set of windows	14481107	18
7	KUEHLKASTEN F. 4471 Cooler box	00194622	8



36	BELEUCHTUNGSFEDER H0 Light contact spring H0	00614919	002
76	SCHALTPLATTE F.4471 O.MOTOR PCB for non-motorized coach	65417200	---
77	STECKER 6-POL.M.4 LITZEN 4471 6-pin plug with 4 cables	00654085	020

Pos. Nr. Pos. no.	Beschreibung Description	Art.-Nr. Art. no.	Preisgruppe Price bracket
	DCC-DECODER ZIMO MX630 (o. Abb.) DCC decoder ZIMO MX630 (w/o illustr.)	68397102	---
34	SCHLEIFER Center pick-up	69202800	---
45	SCHRAUBE Screw	00700307	1
46	SCHRAUBE Screw	00700313	1
47	SCHRAUBE Screw	00700404	1
48	SCHRAUBE Screw	00700604	1
49	SCHRAUBE Screw	00702403	1
50	SCHRAUBE Screw	00730003	1
51	ZAPFENSCHRAUBE F.HO WAGEN Flanged bolt	00730027	2
52	SPLINT F. KUPPLUNGSADAPT Split pin for coupling adaptor	00730525	1
53	BLATTRICHTFEDER L=9,5MM Flat straightening spring l=9.5mm	00764007	1
50	Fleischmann- Steckkupplung (Lok) (o. Abb.) Fleischmann plug-in coupling (loco) (w/o illust.)	6509	---
51	Standard- Steckkupplung (o. Abb.) Standard- coupling (w/o illustration)	6511	---
52	PROFI-STECKKUPPLUNG (o. Abb.) Profi coupling (w/o illustration)	6515	---
53	ERSATZ-SCHLEIFKOHLEN (o. Abb.) Carbon brushes (w/o illustr.)	6519	---
54	ERS.-GLUEHLAMPE KLAR M.STECKFA Replacement bulb, clear, with plug-in socket	00006535	8
55	AUSTAUSCH-RADSATZ 25 MM Exchange wheelset 25mm	6561	---
56	ERS.-GLUEHLAMPE ROT M.STECKFUSS Replacement bulb, red, with plug-in socket	00009531	9

7	KUEHLKASTEN F.4471 Cooler box	00194622	8
4	FENSTER-SATZ Window set	14481107	18
3	LICHTLEITER-SATZ Light conductor set for non-motor coach	13481107	13
5	BESCHWERUNG Ballast	00164438	16
64	GEHÄUSE KPL.FÜR TRIEBWAGEN OHN Non-motorized coach body	20481310	---
65	DACH F. TRIEBW.O.MOTOR Roof for non-motorized coach body	22481107	20
66	WAGENBODEN F.4471 O.MOT. Floor plate for non-motorized coach body	00304470	18
67	MOTORDREHGESTELLBL.O.M. Motor bogie block	00311438	21
9	BUEGEL F.INNENBELEUCHTUNG Illumination contact plate	00354430	9
69	DREHGEST.RAHMEN M.KONT.4471-3 Bogie framework with contacts	00374471	12
10	KUPPLUNGSADAPTER Coupling adaptor	00384001	6
12	DREHGESTELLRAHMEN Bogie framework (front)	00414470	11
13	ANTRIEBSRAHMEN M.LOKFUEH Interior fitting/bogie reception with driver	00454470	20
19	L.RAD O.Z.O.N.ISO. Loco wheel w/o gear, w/o. trac. tyre, insulated	00514261	7