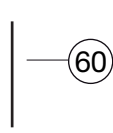
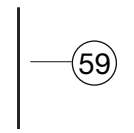
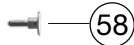
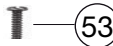
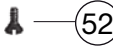



396072		BR E60 DB	E 6005	~	🔊	H0
Pos. Nr. Pos. no.	Beschreibung Description	Art.-Nr. Art. no.	Preisgruppe Price bracket			
1	LOKGEHÄUSE KPL.E60 DB GRÜN Loco body, green, complete	10436002	34			
2	FÜHRERHAUSDACH VORMONT. LACK. Roof of driver's cab assy, painted	11436002	14			
3	UMLAUFBLECH Running board	114360021	21			
4	LICHTLEITER -SATZ Light conductor set	13436001	12			
5	FENSTERBLENDEN-SATZ Window set	14436001	11			
6	STIRNFENSTER, SCHEIBENWISCHER- Windshield wiper set	144360011	11			
7	BESCHWERUNG Ballast	16436001	7			
8	ISOLATOREN-SATZ Set of isolators	18436002	12			
9	Dachleitung-Überschlagrahmen Roof wiring, flashover frame	184360011	12			
10	SCHUTZBLECHSATZ Mudguard set	19436001	11			
	KLEINTEILE-SATZ (o. Abb.) Set of small parts (w/o illustr.)	194360011	11			
12	PFEIFE F.4383 Whistle	00194617	2			
13	KUPPLUNGSHAKEN Coupling hook	00194824	2			
	KLEINTEILESATZ FÜR GEHÄUSE (o. Abb.) Set of small parts for body (w/o illustr.)	19492800	14			
15	TRITT-SATZ Treadle set	19503500	14			
16	GLOCKE, DACHLAUFBRETT Bell, roof running board	19503600	9			
17	SCHALTRAD Switch-wheel	19503700	3			
18	SIGNALSTÜTZE Signal support	19503800	2			
19	LOKLATERNE Loco lamp	19503900	9			
20	FAHRGESTELL Chassis	30436002	27			
21	BREMSKUPPLUNG KURZ/LANG -SATZ Brake coupling short/long - set	31436001	8			
22	BREMSEHÄNGE-Satz Brake rigging	31396071	9			
23	KUKU-DEICHSEL VORNE F 4046 Short coupling reception front side	00384028	7			
24	KUKU-DEICHSEL Short coupling reception rear side	38403300	6			
25	KUPPELSTANGEN -SATZ Set of coupling rods	42436002	14			
26	DEICHSELGESTELL KPL. Pony truck, complete	47396072	15			
27	MOTOR M.SCHW.F.4046 Motor with flywheel	00504046	29			
28	KOHLLENHALTER Carbon brush holder	00507801	1			
29	MOTORHALTEBUEGEL Motor retainer clip	00507903	4			
30	TREIBRAD LI. Driving wheel, left	51448100	6			
	TREIBRAD RE. (o. Abb.) Driving wheel, right (w/o illustr.)	51448200	6			
32	KUPPELRAD LINKS Coupled wheel, left	51447900	7			
	KUPPELRAD RECHTS (o. Abb.) Coupled wheel, right (w/o illustr.)	51448000	7			
34	BLINDWELLENKURBEL Jackshaft crank	51448300	8			
	BLINDWELLENKURBEL RECHTS (o. Abb.) Jackshaft crank (w/o illustr.)	51448400	8			
36	ACHSE Axle	00527008	1			
37	ACHSE Axle	00524011	1			



396072 BR E60 DB		E 6005	~	🔊	H0
Pos. Nr. Pos.no.	Beschreibung Description	Art.-Nr. Art.no.	Preisgruppe Price bracket		
38	LAUFRADSATZ KPL. Carrying wheelset, complete	53432600	14		
39	HAFTREIFEN H0 Traction tyre H0	00544006	1		
40	ZAHNRAD M. RATSCHRING Z:28 Gear wheel with ratchet ring Z=28	00564178	5		
	UNTERSETZUNGSRAD Z:18/24 (o. Abb.) Reduction gear wheel Z:18/24 (w/o illustr.)	00564179	6		
	ZAHNRAD M.FED. F.4046 (o. Abb.) Gear wheel with spring (w/o illustr.)	00564185	5		
43	SCHNECKE D = 4MM L = 7MM Worm gear D = 4MM L = 7MM	00567605	6		
44	ABDECKPLATTE MIT RADKONT Cover plate with wheel contacts	60396071	14		
45	MOTORKONTAKTFEDER LI Motor contact spring, left	61498500	6		
46	MOTORKONTAKTFEDER RE Motor contact spring, right	61498600	6		
47	FUEHRERSTAND Driver's cab	12436001	13		
48	LEITERPLATTE KPL. PCB, complete	65418500	28		
49	LEITERPLATTE PCB	65418400	13		
50	DACHSTROMABNEHMER Pantograph	67433900	20		
51	SENKSCHRAUBE M 1,6 X 4 DIN7500 Countersunk screw M 1.6 X 4 DIN7500	70900007	2		
52	SK-Schraube M2x5 DIN7500 EK/SW Countersunk screw M 2 X 5 DIN7500, black	70900009	1		
53	GF-Schraube M2x5 DIN7500 SW Self-cutting screw M2x5 DIN7500, black	70900011	3		
54	SENKKOPFBLECHSCHRAUBE B 2,2 x Countersunk tapping screw B 2.2	70900030	3		
55	SENKKOPFBLECHSCHRAUBE KREUZSCH Countersunk philipps screw	00712509	1		
56	ZYLINDERSTIFT 2 X 10 Cylinder pin 2x10	00730538	1		
57	Steckpuffer Plug-in buffer, curved	00754006	2		
58	STECK-PUFFER FLACH Plug-in buffer, flat	00754015	2		
59	RICHTFEDER Straigthening spring	00764020	2		
60	RICHTFEDER Straigthening spring	00764021	2		
61	ANDRUCKFEDER F.RADSATZ Pressure spring for wheelset	00764328	1		
62	DEICHSELFEDER Pony truck spring	76433800	3		
	Digitalkupplung (längere Litze) (o. Abb.) Digital coupling (w/o illustr.)	383981811	19		
64	LICHTKONTAKT Light contact	61498700	6		
	SKI-SCHLEIFER F.71420 Center pick-up complete	00692023	11		
	STECKKUPPLUNG (o. Abb.) Clip-in Fleischmann coupling (w/o illustration)	6510	---		
	STECK-TAUSCHKUPPLUNG (o. Abb.) Clip-in standard coupling (w/o illustration)	6511	---		
	PROFI-STECKKUPPLUNG (o. Abb.) Profi plug-in coupling (w/o illustr.)	6515	---		
	ERSATZ-SCHLEIFKOHLEN (o. Abb.) Carbon brushes set (w/o illustr.)	6518	---		
70	GESTAENGEBOLZEN schwarz vern. Linkage pin black nickel-plated	00730549	2		
	LAUTSPRECHER (o. Abb.) Loudspeaker (w/o illustr.)	68400400	16		
	SOUND-DECODER (o. Abb.) Sound decoder (w/o illustr.)	68396071	39		
	KLEMMSTUECK F.1337 (o. Abb.) Fixation pin (w/o illustr.)	00621002	9		
	BEFESTIGUNGSPLATTE F.692019 (o. Abb.) Mounting plate (w/o illustr.)	00621070	3		