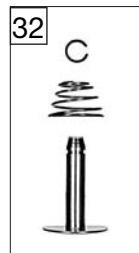
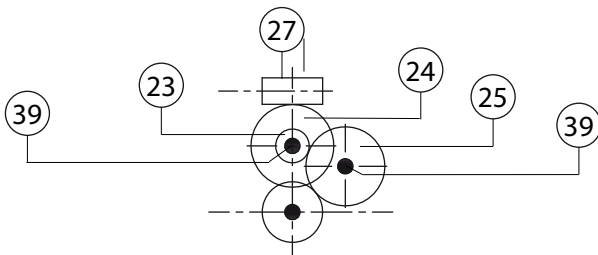

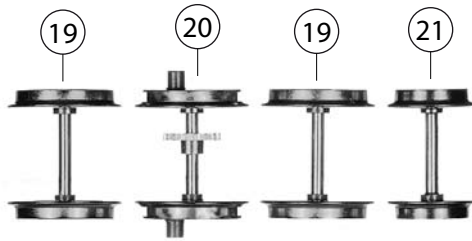


Pos. Nr. Pos.no.	Beschreibung Description	Art.-Nr. Art.no.	Preisgruppe Price bracket
1	LOKGEHÄUSE KPL. Body assembly complete	10403206	035
2	GEHÄUSEUNTERTEIL KPL.M.PUFFER Rear body framework complete with buffers	11403206	019
3	LICHTLEITER-SATZ (o.Abb.) Light conductor set (w/o illustration)	00134030	011
4	PFEIFE Whistle	00194614	002
5	HANDRAD F.BR 91 Hand wheel	00194716	006
6	REICHSBAHNLATERNE VORN REICHSBAHN lamp	00194804	008
7	LATERNE HINTEN F.4010/4032 Rear lamp	00194805	008
8	KUPPLUNGSHAKEN Coupling hook	00194824	002
9	SCHWINGENTRAEGER-SATZ F.4033 Slide carrier -set	00194837	008
10	KUKU-DEICHEL BR 91 ZAHNRADLOK Short coupling reception	00384018	006
11	LOKFAHRGESTELL KPL.OHNE MOTOR Chassis complete w/o motor	40403206	041
12	STEUERUNG KPL.F.BR 91 Reversing gear complete	42403202	028
13	HAUPTLUFTBEHAELTER SCHWARZ Main air tank, black	00444033	005
14	RAUCHKAMMERTRAE.M.ZYLINDER Smoke box support with cylinders	00454030	016
15	MOTOR M.SCHW.F.BR 91 Motor	00504030	030
16	HALTER F.DECODER IN 1030/1070 Decoder support (w/o illustration)	00504906	007
17	MOTORHALTEBUEGEL F.BR 70 U.91 Motor retainer clip	00504908	005
18	KOEHLENHALTER Brush holder	00507801	001
19	KUPPELRADSATZ O.N. O.Z. Coupled wheelset w/o traction tyre w/o gear wheel	53426300	016
20	TREIBRADSATZ M.N. M.Z. Driving wheel set with traction tyre, with gear wheel	53426400	016
21	RADSATZ KPL. (GEHÄRTETE ACHSE) Carrying wheelset complete	53426500	014
22	HAFTREIFEN H0 Traction tyre H0	00544006	001
23	ZAHNRAD MIT FEDER Z:9 SCHWARZ Gear wheel with spring	00564127	003
24	ZAHNRAD M. RATSCHRING Z:22 Gear wheel with ratchet ring Z=22	00564128	003
25	ZAHNRAD Z:21 SCHWARZ Gear wheel Z=21	00564163	005
26	DISTANZRING BRUENIERT Spacer ring	00564776	002
27	SCHNECKE D = 4,5MM L = 8MM Worm gear	00567606	006
28	STROMABNEHMEREINSATZ F.403204 Power pick-up assembly	60403204	018
29	LAMPENHALTER Lamp support	00637098	009
30	ENTSTOERKONDENSATOR Suppressor choke	00644202	006
31	KONDENSATOR Capacitor	64420900	005
32	KONTAKTPILZGARNITUR L:17,5 MM Contacter pin assembly	00644406	011
33	BUCHSENLEISTE 6-POL.F.SCHNITT. (o.Abb.) Connector interface, 6-pin (w/o illustration)	00654073	014
34	SCHNITTST.-BLINDSTECKER 6-POL. Jumper, 6-pin	00664002	013
35	KS-SENKKOPF-SCHRAUBE Countersunk Philips screw	00702405	001



403206		BR 130 SNCF	130TB501	=	H0
Pos. Nr. Pos.no.	Beschreibung Description	Art.-Nr. Art.no.	Preisgruppe Price bracket		
36	KS-SCHRAUBE Phillips screw	00704404	001		
37	BLECHSCHRAUBE M.KREUZSCHLITZ Tapping screw	00713309	001		
38	SENKKOPFBLECHSCHR.2,2X13 KS Countersunk tapping screw 2,2X13	00714513	001		
39	ZYLINDERSTIFT 2 X 10 Cylinder pin 2x10	00730538	001		
40	GEST.BOLZEN LANG Long linkage pin	00730551	002		
41	GEST.BOLZEN KURZ Short linkage pin	00730552	002		
42	Steckpuffer Plug-in buffer, curved	00754006	002		
43	STECK-PUFFER FLACH Plug-in buffer, flat	00754015	002		
44	PUFFERBOHLE KPL.F. 403206 Front side framework with buffer	75403206	020		
45	DRUCKFEDER F.LOK-TENDER-KUKU Pressure spring for loco-tender short coupling	00767012	001		
46	BLATTFEDER VORN F.KUPPELACHSE Front Flat spring for coupled wheelset	00764321	001		
47	BLATTFEDER HINT.F.KUPPELACHSE Rear flat spring for coupled wheelset	00764322	001		
48	FLEISCHMANN KUPPLUNG Fleischmann coupling	6510	---		
49	STECK-TAUSCHKUPPLUNG Standard coupling	6511	---		
50	PROFI-STECKKUPPLUNG Profi coupling	6515	---		
51	ERSATZ-SCHLEIFKOHLEN Carbon brushes set	6518	---		
52	ERS.-GLUEHLAMPE KLAR M.STECKFA Replacement bulb clear with plug-in socket	00006535	008		