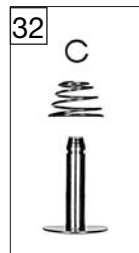
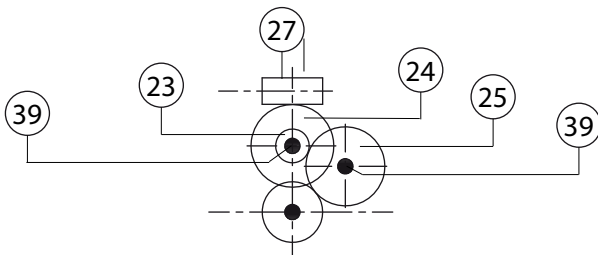

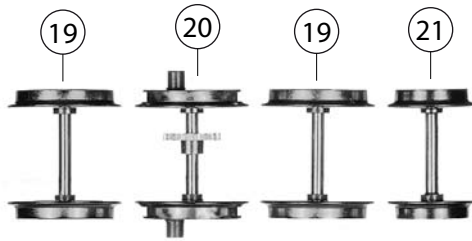


Pos. Nr. Pos.no.	Beschreibung Description	Art.-Nr. Art.no.	Preisgruppe Price bracket
1	LOKGEHÄUSE KPL. Body assembly complete	10403207	035
2	GEHÄUSEUNTERTEIL KPL.M.PUFFER Rear body framework complete with buffers	11403001	019
3	LICHTLEITER-SATZ (o.Abb.) Light conductor set (w/o illustration)	00134030	011
4	PFEIFE Whistle	00194614	002
5	HANDRAD F.BR 91 Hand wheel	00194716	006
6	REICHSBAHN LATERNE VORN REICHSBAHN lamp	00194804	008
7	LATERNE HINTEN F.4010/4032 Rear lamp	00194805	008
8	KUPPLUNGSHAKEN Coupling hook	00194824	002
9	SCHWINGENTRAEGER-SATZ F.4030 Slide carrier -set	00194836	008
10	KUKU-DEICHEL F.BR 70 U.91 Short coupling reception	00384017	006
11	LOKFAHRGESTELL KPL.OHNE MOTOR Chassis complete w/o motor	40403207	041
12	STEUERUNG KPL.F.BR 91 Reversing gear complete	42403001	028
13	HAUPTLUFTBEHAELTER ROT Main air tank, red	00444030	005
14	RAUCHKAMMERTRAE.M.ZYLINDER Smoke box support with cylinders	00454030	016
15	MOTOR M.SCHW.F.BR 91 Motor	00504030	030
16	HALTER F.DECODER IN 1030/1070 (o.Abb.) Decoder support (w/o illustration)	00504906	007
17	MOTORHALTEBUEGEL F.BR 70 U.91 Motor retainer clip	00504908	005
18	KOEHLENHALTER Brush holder	00507801	001
19	KUPPEL-RS O.N.O.Z.BR 91 Coupled wheelset w/o traction tyre w/o gear wheel	00534063	014
20	TREIB-RS M.N.M.Z.BR 91 Driving wheel set with traction tyre, with gear wheel	00534064	016
21	VORL.RADS. Carrying wheelset complete	00534090	012
22	HAFTREIFEN H0 Traction tyre H0	00544006	001
23	ZAHNRAD MIT FEDER Z:9 SCHWARZ Gear wheel with spring	00564127	003
24	ZAHNRAD M. RATSCHRING Z:22 Gear wheel with ratchet ring Z=22	00564128	003
25	ZAHNRAD Z:21 SCHWARZ Gear wheel Z=21	00564163	005
26	DISTANZRING BRUENIERT Spacer ring	00564776	002
27	SCHNECKE D = 4,5MM L = 8MM Worm gear	00567606	006
28	STROMABNEHMEREINSATZ F.4030 Power pick-up assembly	00604030	018
29	LAMPENHALTER Lamp support	00637098	009
30	ENTSTOERKONDENSATOR Suppressor choke	00644202	006
31	KONDENSATOR Capacitor	64420900	005
32	KONTAKTPILZGARNITUR L:17,5 MM Contacter pin assembly	00644406	011
33	BUCHSENLEISTE 6-POL.F.SCHNITT. (o.Abb.) Connector interface, 6-pin (w/o illustration)	00654073	014
34	SCHNITTST.-BLINDSTECKER 6-POL. Jumper, 6-pin	00664002	013
35	KS-SENKKOPF-SCHRAUBE Countersunk Philips screw	00702405	001



403207		BR ex 911054 NS	NS7501	=	HO
Pos. Nr. Pos.no.	Beschreibung Description	Art.-Nr. Art.no.	Preisgruppe Price bracket		
36	KS-SCHRAUBE Phillips screw	00704404	001		
37	BLECHSCHRAUBE M.KREUZSCHLITZ Tapping screw	00713309	001		
38	SENKKOPFBLECHSCHR.2,2X13 KS Countersunk tapping screw 2,2X13	00714513	001		
39	ZYLINDERSTIFT 2 X 10 Cylinder pin 2x10	00730538	001		
40	GEST.BOLZEN LANG Long linkage pin	00730551	002		
41	GEST.BOLZEN KURZ Short linkage pin	00730552	002		
42	Steckpuffer Plug-in buffer, curved	00754006	002		
43	STECK-PUFFER FLACH Plug-in buffer, flat	00754015	002		
44	PUFFERBOHLE KPL.F.403207 Front side framework with buffer	75403207	020		
45	DRUCKFEDER F.LOK-TENDER-KUKU Pressure spring for loco-tender short coupling	00767012	001		
46	BLATTFEDER VORN F.KUPPELACHSE Front Flat spring for coupled wheelset	00764321	001		
47	BLATTFEDER HINT.F.KUPPELACHSE Rear flat spring for coupled wheelset	00764322	001		
48	FLEISCHMANN KUPPLUNG Fleischmann coupling	6510	---		
49	STECK-TAUSCHKUPPLUNG Standard coupling	6511	---		
50	PROFI-STECKKUPPLUNG Profi coupling	6515	---		
51	ERSATZ-SCHLEIFKOHLEN Carbon brushes set	6518	---		
52	ERS.-GLUEHLAMPE KLAR M.STECKFA Replacement bulb clear with plug-in socket	00006535	008		