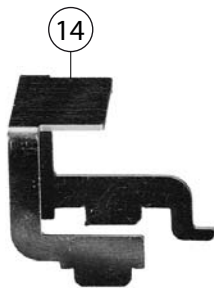
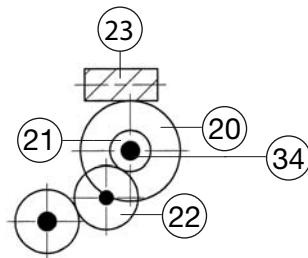
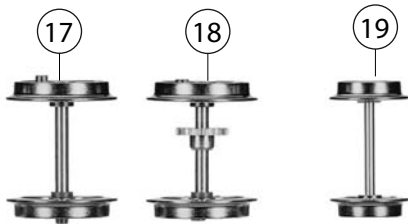
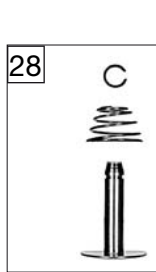




407001		BR Rh770 ÖBB	770.86	=	H0
Pos. Nr. Pos.no.	Beschreibung Description	Art.-Nr. Art.no.	Preisgruppe Price bracket		
1	LOKGEHÄUSE KPL. Body assembly complete	10407001	035		
2	UMLAUFBLECH M.PUFFER BR70 ÖBB Running board with buffers	11407001	025		
3	LICHTLEITER-SATZ F.BR 70 4071 Light conductor set	00134071	011		
4	Dampfpfeife-Handrad-Satz Steam whistle & hand wheel -set	19407001	007		
6	KUPPLUNGSHAKEN (o. Abb.) Coupling hook (w/o illustration)	00194824	002		
6	GRIFSTANGEN F.4070/1070 Handrails	00194840	011		
7	GRIFSTANGEN-Satz Handrail -set	19487800	014		
8	KUKU-DEICHSEL Short coupling reception	00384018	006		
9	FAHRGESTELL KPL.O.MOTOR M.SCHN Loco chassis w/o motor, with interface	40407001	042		
10	STEUERUNG KPL.F.BR70 ÖBB Reversing gear complete	42407001	027		
11	ZYLINDER LI. U. RE. -SATZ Cylinder l&r -set	43407001	012		
12	UMLAUFBLECH-VORNE M.TREPP.LAT. Running board (front), with treadles	00454070	013		
13	MOTOR M.SCHW.+KONDENS.F.4071 Motor with flywheel&capacitor	00504071	029		
14	HALTER F.DECODER IN 4070 Decoder support	00504907	007		
15	MOTORHALTEBUEGEL F.BR 70 U.91 Motor retainer clip	00504908	005		
16	KOEHLENHALTER Brush holder	00507801	001		
17	KUPPELRADSATZ KPL. Coupled wheelset, complete	53421900	016		
18	TREIBRADSATZ KPL. Driving wheelset, complete	53422000	016		
19	LAUFRADSATZ KPL. Carrying wheelset complete	53422100	014		
20	ZAHNRAD M. RATSCHRING Z:22 Gear wheel with ratchet ring Z:22	00564128	003		
21	ZAHNRAD M.FED. Z:9 F.4070/1070 Gear wheel with spring Z:9	00564167	005		
22	ZAHNRAD Z:14,3MM DICK F.BR 70 Gear wheel Z 14, 3mm thick	00564168	006		
23	SCHNECKE D = 4,5MM L = 5MM Gear wheel D = 4.5MM L = 5MM	00567609	004		
24	STROMABNEHMEREINSATZ Power pick-up assembly	60407001	017		
25	LAMPENHALTER Lamp support	00637098	009		
26	ENTSTOERKONDENSATOR Anti-noise capacitor	00644202	006		
27	KONDENSATOR Capacitor	00644206	005		
28	KONTAKTPILZGARN.L: MM F.4070 Contacter pin assembly	00644411	011		
29	SCHNITTSTELLE F.4070 Interface	00654065	022		
30	SCHNITTST.-BLINDSTECKER 6-POL. Jumper, 6-pin	00664002	013		
31	KS-SENKKOPF-SCHRAUBE Countersunk Phillips screw	00702405	001		
32	BLECHSCHRAUBE M.KREUZSCHLITZ Tapping screw	00713309	001		
33	SENKKOPFBLECHSCHR.2,2X13 KS Countersunk tapping screw 2.2x13	00714513	001		
34	ZYLINDERSTIFT 2 X 10 Cylinder pin 2x10	00730538	001		
35	GEST.BOLZEN LANG Long linkage pin	00730551	002		
36	Steckpuffer Plug-in buffer, curved	00754006	002		
37	STECK-PUFFER FLACH Plug-in buffer, flat	00754015	002		

Änderungen in Konstruktion und Ausführung vorbehalten
We reserve the right to change the construction and specification



407001		BR Rh770 ÖBB	770.86	=	HO
Pos. Nr. Pos.no.	Beschreibung Description	Art.-Nr. Art.no.	Preisgruppe Price bracket		
38	PUFFER GEWÖLBT Buffer, curved	75405400	006		
39	PUFFER (FLACH) Buffer, flat	75405500	006		
40	PUFFERBOHLE KPL.BR 70 ÖBB Front side framework	75407001	020		
41	ANDRUCKFEDER F.RS 4070 Pressure spring	00764324	001		
42	DRUCKFEDER F.LOK-KUKU (v+h) Pressure spring for coupling front/rear	00767012	001		
	FLEISCHMANN KUPPLUNG (o. Abb.) Fleischmann coupling (w/o illustr.)	6510	---		
	STECK-TAUSCHKUPPLUNG (o. Abb.) Standard coupling (w/o illustr.)	6511	---		
	PROFI-STECKKUPPLUNG (o. Abb.) Profi coupling (w/o illustr.)	6515	---		
	ERSATZ-SCHLEIFKOHLEN (o. Abb.) Carbon brushes set (w/o illustr.)	6518	---		
47	ERS.-GLUEHLAMPE KLAR M.STECKFA Replacement bulb, clear, with plug-in socket	00006535	008		