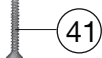

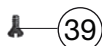
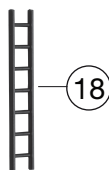
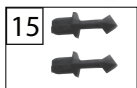
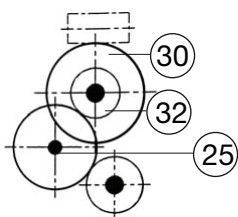
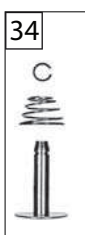




430001		E 69 05	DB		=	HO
Pos. Nr. Pos.no.	Beschreibung Description	Art.-Nr. Art.no.	Preisgruppe Price bracket			
1	LOKGEHÄUSE KPL.F.E69 430001 Body assembly complete	10430001	028			
2	UMLAUFBLECH F.430001 BR 69 Running board	11430001	016			
3	DACH O. STROMABNEHMER 430001 Roof w/o Pantograph	12430001	023			
4	LICHTLEITER/SATZ F. 430001 Light conductor set	13430001	005			
5	FENSTERBLENDEN/SATZ F.430001 Set of windows	14430001	012			
6	BESCHWERUNG LACK F.430001 Ballast painted	16430001	013			
7	ISOLATOREN/SATZ F:430001 Set of isolators	18430001	012			
8	ZUGHEIZKABEL F.430001 Train heating cable	19430001	008			
9	TRAFODECKEL F:430001 Transformer cover	194300011	006			
10	GRIFFSTANGEN-SATZ F.430001 Hand-rail -set	194300012	012			
11	ERDUNGSSTANGE F.430001 Ground rod	194300013	008			
12	GLOCKE GRAUALUMINIUM F.430001 Bell	19450600	006			
13	PFEIFE Whistle	00194617	002			
14	KUPPLUNGSHAKEN Coupling hook	00194824	002			
15	SIGNALSTÜTZEN/SATZ F.430001 Signal support - set	19494200	005			
16	LOKLATERNE DB groß M.Lampene. Loco lamp,big with lamp inset	19494300	006			
17	SCHEIBENWISCHER -SATZ F.430001 Windscreen wiper set	19507400	008			
18	LEITER F:430001 Ladder	22430001	006			
19	LOKFAHRGESTELL F:430001 Loco chassis	30430001	026			
20	ABDECKPLATTE F:430001 Cover plate	31430001	012			
21	BREMSKUPPLUNG KURZ/LANG -SATZ Brake hose-pipe set	31436001	008			
22	KUKU-DEICHSEL Short coupling reception	38405300	007			
23	MOTOR M.SCHW.F.4046 Motor with flywheel	00504046	029			
24	MOTORHALTEBUEGEL Motor retainer clip	00507903	004			
25	ACHSE Axle	00527008	001			
26	ACHSE F. DREHGESTELLBEFESTIGUN Bogie fixation pin	00527010	001			
27	ACHSE Axle	52701200	001			
28	RADSATZ KPL. VORNE MIT ZAHNRAD Front wheelset complete with gear wheel	53435000	012			
29	RADSATZ KPL. HINTEN MIT ZAHNRAD Back wheelset complete with gear wheel	53435100	012			
30	ZAHNRAD M. RATSCHRING Z:28 Gear wheel with ratchet ring Z=28	00564178	005			
31	UNTERSETZUNGSRAD Z:18/24 (o.Abb.) Reduction gear wheel Z=18/24 (w/o Illustr.)	00564179	006			
32	ZAHNRAD M.FED. F.4046 Gear wheel with spring	00564185	005			
33	WIPPE Rocker	61499100	006			
34	KONTAKTPILZGARNITUR Contacter pin assembly	64442000	009			
35	LEITERPLATTE KPL. PCB complete	65419200	018			
36	LEITERPLATTE KPL. PCB complete	65419300	018			



430001		E 69 05	DB		=	H0
Pos. Nr. Pos.no.	Beschreibung Description	Art.-Nr. Art.no.	Preisgruppe Price bracket			
37	PLUX-DIODENSTECKER Plux jumper	66400900	017			
38	DACHSTROMABNEHMER Roof pantograph	67433900	020			
39	SENKSCHRAUBEM1,6x4 DIN7500 Countersunk screw M1,6x4 DIN7500	70900007	002			
40	GF-SCHRAUBE M2x5 DIN7500 Self-tapping screw M2x5 DIN 7500	70900011	003			
41	SENKKOPFBLECHSCHRAUBE KREUZSCH Countersunk tapping screw	00712509	001			
42	SENKKOPFBLECHSCHRAUBE B 2,2 x Countersunk tapping screw B2.2	00714516	001			
43	ZYLINDERSTIFT 2 X 10 Cylinder pin 2x10	00730538	001			
44	STECKPUFFER Plug-in buffer	00754006	002			
45	STECK-PUFFER FLACH Plug-in buffer, flat	00754015	002			
46	RICHTFEDER F.KUPPLUNGSDEICHSEL Straightening spring for bogie coupling	76402900	002			
47	PROFI-STECKKUPPLUNG Profi clip-in coupling	6515	---			
	PROFI-SCHLITZKUPPLUNG (o.Abb.) Profi slot coupling (w/o illustration)	6516	---			
	SCHLITZKUPPLUNG (o.Abb.) Slot coupling (w/o illustration)	6520	---			
	SCHLITZ-TAUSCHKUPPLUNG (o.Abb.) Standard slot coupling (w/o illustration)	6523	---			