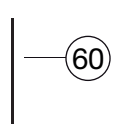
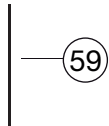

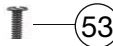
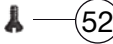

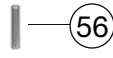


436002		BR E60 DB	E 6005	=	H0
Pos. Nr. Pos.no.	Beschreibung Description	Art.-Nr. Art.no.	Preisgruppe Price bracket		
1	LOKGEHÄUSE KPL. Loco body, complete	10436002	34		
2	FÜHRERHAUSDACH VORMONT. LACK. Roof of driver's cab assy, painted	11436002	14		
3	UMLAUFBLECH Running board	114360021	21		
4	LICHTLEITER -SATZ Light conductor set	13436001	12		
5	FENSTERBLENDEN-SATZ Window set	14436001	11		
6	STIRNFENSTER, SCHEIBENWISCHER- Windshield wiper set	144360011	11		
7	BESCHWERUNG Ballast	16436001	7		
8	ISOLATOREN-SATZ Set of isolators	18436002	12		
9	Dachleitung-Überschlagrahmen Roof wiring, flashover frame	184360011	12		
10	SCHUTZBLECHSATZ Mudguard set	19436001	11		
	KLEINTEILE-SATZ (o. Abb.) Set of small parts (w/o illustr.)	194360011	11		
12	PFEIFE F.4383 Whistle	00194617	2		
13	KUPPLUNGSHAKEN Coupling hook	00194824	2		
	KLEINTEILESATZ FÜR GEHÄUSE (o. Abb.) Set of small parts for body (w/o illustr.)	19492800	14		
15	TRITT-SATZ Treadle set	19503500	14		
16	GLOCKE, DACHLAUFBRETT Bell, roof running board	19503600	9		
17	SCHALTRAD Switch-wheel	19503700	3		
18	SIGNALSTÜTZE Signal support	19503800	2		
19	LOKLATERNE Loco lamp	19503900	9		
20	FAHRGESTELL Chassis	30436002	27		
21	BREMSKUPPLUNG KURZ/LANG -SATZ Brake coupling short/long - set	31436001	8		
22	BREMSEGEHÄNGE Brake rigging	314360011	9		
23	KUKU-DEICHSEL VORNE F 4046 Short coupling reception front side	00384028	7		
24	KUKU-DEICHSEL Short coupling reception rear side	38403300	6		
25	KUPPELSTANGEN -SATZ Set of coupling rods	42436002	14		
26	DEICHSELGESTELL KPL. Pony truck, complete	47436002	15		
27	MOTOR M.SCHW.F.4046 Motor with flywheel	00504046	29		
28	KOHLLENHALTER Carbon brush holder	00507801	1		
29	MOTORHALTEBUEGEL Motor retainer clip	00507903	4		
30	TREIBRAD LI. Driving wheel, left	51447900	7		
	TREIBRAD RE. (o. Abb.) Driving wheel, right (w/o illustr.)	51448000	7		
32	KUPPELRAD LINKS Coupled wheel, left	51448100	6		
	KUPPELRAD RECHTS (o. Abb.) Coupled wheel, right (w/o illustr.)	51448200	6		
34	BLINDWELLENKURBEL Jackshaft crank	51448300	8		
	BLINDWELLENKURBEL rechts (o. Abb.) Jackshaft crank, right (w/o illustr.)	51448400	8		
36	ACHSE Axle	00527008	1		
37	ACHSE Axle	00524011	1		



436002 BR E60 DB		E 6005	=	HO
Pos. Nr. Pos.no.	Beschreibung Description	Art.-Nr. Art.no.	Preisgruppe Price bracket	
38	LAUFRADSATZ KPL. Carrying wheelset, complete	53420500	14	
39	HAFTREIFEN H0 Traction tyre H0	00544006	1	
40	ZAHNRAD M. RATSCHRING Z:28 Gear wheel with ratchet ring Z=28	00564178	5	
	UNTERSETZUNGSRAD Z:18/24 (o. Abb.) Reduction gear wheel Z:18/24 (w/o illustr.)	00564179	6	
	ZAHNRAD M.FED. F.4046 (o. Abb.) Gear wheel with spring (w/o illustr.)	00564185	5	
43	SCHNECKE D = 4MM L = 7MM Worm gear D = 4MM L = 7MM	00567605	6	
44	ABDECKPLATTE MIT RADKONT Cover plate with wheel contacts	60436001	14	
45	MOTORKONTAKTFEDER LI Motor contact spring, left	61498500	6	
46	MOTORKONTAKTFEDER RE Motor contact spring, right	61498600	6	
47	KONTAKTPILZGARNITUR Contacter pin assy	64441900	8	
48	LEITERPLATTE KPL. PCB, complete	65418300	24	
49	LEITERPLATTE PCB	65418400	13	
50	DACHSTROMABNEHMER Pantograph	67433900	20	
51	SENKSCHRAUBE M 1,6 X 4 DIN7500 Countersunk screw M 1.6 X 4 DIN7500	70900007	2	
52	SK-Schraube M2x5 DIN7500 EK/SW Countersunk screw M 2 X 5 DIN7500, black	70900009	1	
53	GF-Schraube M2x5 DIN7500 SW Self-cutting screw M2x5 DIN7500, black	70900011	3	
54	SENKKOPFBLECHSCHRAUBE B 2,2 x Countersunk tapping screw B 2.2	70900030	3	
55	SENKKOPFBLECHSCHRAUBE KREUZSCH Countersunk philipps screw	00712509	1	
56	ZYLINDERSTIFT 2 X 10 Cylinder pin 2x10	00730538	1	
57	Steckpuffer Plug-in buffer, curved	00754006	2	
58	STECK-PUFFER FLACH Plug-in buffer, flat	00754015	2	
59	RICHTFEDER Straigthening spring	00764020	2	
60	RICHTFEDER Straigthening spring	00764021	2	
61	ANDRUCKFEDER F.RADSATZ Pressure spring for wheelset	00764328	1	
62	DEICHSELFEDER Pony truck spring	76433800	3	
63	FÜHRERSTAND Driver's cab	12436001	13	
64	LICHTKONTAKT Light contact	61498700	6	
65	PLUX-Brückenstecker Plux jumper	66401500	17	
	STECKKUPPLUNG (o. Abb.) Clip-in Fleischmann coupling (w/o illustration)	6510	---	
	STECK-TAUSCHKUPPLUNG (o. Abb.) Clip-in standard coupling (w/o illustration)	6511	---	
	PROFI-STECKKUPPLUNG (o. Abb.) Profi plug-in coupling (w/o illustr.)	6515	---	
	ERSATZ-SCHLEIFKOHLEN (o. Abb.) Carbon brushes set (w/o illustr.)	6518	---	
70	GESTAENGEBOLZEN schwarz vern. Linkage pin black nickel-plated	00730549	2	