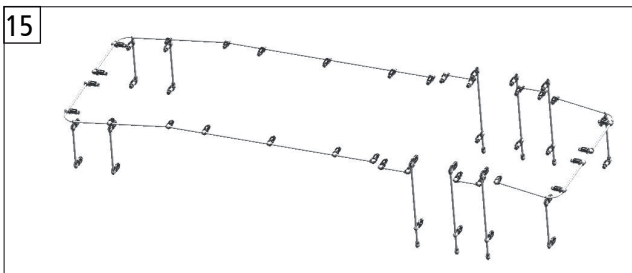
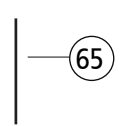

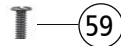
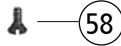


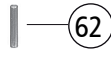


| Pos. Nr. Pos.no. | Beschreibung Description | Art.-Nr. Art.n.o. | Preisgruppe Price bracket |
|---------------------|--|----------------------|------------------------------|
| 1 | LOKGEHÄUSE KPL. Body assembly complete | 10436001 | 34 |
| 2 | FÜHRERHAUSDACH VORMONT. LACK. Roof of driver's cab assy, painted | 11436001 | 14 |
| 3 | UMLAUFBLECH Running board | 114360011 | 21 |
| 4 | FÜHRERSTAND Driver's cab complete | 12436001 | 13 |
| 5 | LICHTLEITER -SATZ Light conductor set | 13436001 | 12 |
| 6 | FENSTERBLENDEN-SATZ Window set | 14436001 | 11 |
| 7 | STIRNFENSTER, SCHEIBENWISCHER- Windshield wiper set | 144360011 | 11 |
| 8 | BESCHWERUNG Ballast | 16436001 | 7 |
| 9 | ISOLATOREN-SATZ Set of isolators | 18436001 | 12 |
| 10 | Dachleitung-Überschlagrahmen Roof wiring, flashover frame | 184360011 | 12 |
| 11 | SCHUTZBLECHSATZ Mudguard set | 19436001 | 11 |
| | KLEINTEILE-SATZ (o. Abb.) Set of small parts (w/o illustr.) | 194360011 | 11 |
| 13 | PFEIFE Whistle | 00194617 | 2 |
| 14 | KUPPLUNGSHAKEN Coupling hook | 00194824 | 2 |
| 15 | GRIFFTANGENSATZ Set of handles | 19492600 | 14 |
| | KLEINTEILESATZ FÜR GEHÄUSE (o. Abb.) Set of small parts for body (w/o illustr.) | 19492700 | 14 |
| 17 | TRITT-SATZ Treadle set | 19503500 | 14 |
| 18 | GLOCKE, DACHLAUFBRETT Bell, roof running board | 19503600 | 9 |
| 19 | SCHALTRAD Switch-wheel | 19503700 | 3 |
| 20 | SIGNALSTÜTZE Signal support | 19503800 | 2 |
| 21 | LOKLATERNE Loco lamp | 19503900 | 9 |
| 22 | FAHRGESTELL Chassis | 30436001 | 27 |
| 23 | BREMSKUPPLUNG KURZ/LANG -SATZ Brake coupling short/long - set | 31436001 | 8 |
| 24 | BREMSEGEHÄNGE Brakerigging | 314360011 | 9 |
| 25 | KUKU-DEICHSEL VORNE Short coupling reception front side | 00384028 | 7 |
| 26 | KUKU-DEICHSEL Short coupling reception rear side | 38403300 | 6 |
| | DIGITALKUPPLUNG (o. Abb.) Digital coupling (w/o illustr.) | 38436071 | 19 |
| 28 | KUPPELSTANGEN -SATZ Short coupling reception rear side | 42436001 | 11 |
| 29 | DREHGESTELL KPL. Pony truck, complete | 47436001 | 15 |
| 30 | MOTOR M.SCHW.F.4046 Motor with flywheel | 00504046 | 29 |
| 31 | KOHLENHALTER Carbon brush holder | 00507801 | 1 |
| 32 | MOTORHALTEBUEGEL Motor retainer clip | 00507903 | 4 |
| 33 | TREIBRAD LI. Driving wheel, left | 51447300 | 11 |
| | TREIBRAD RE. (o. Abb.) Driving wheel, right (w/o illustr.) | 51447400 | 11 |
| 35 | KUPPELRAD LINKS Coupled wheel, left | 51447500 | 9 |
| | KUPPELRAD RECHTS (o. Abb.) Coupled wheel, right (w/o illustr.) | 51447600 | 9 |
| 37 | BLINDWELLENKURBEL Jackshaft crank | 51447700 | 8 |



| Pos. Nr. Pos.no. | Beschreibung Description | Art.-Nr. Art.no. | Preisgruppe Price bracket |
|---------------------|---|---------------------|------------------------------|
| 436071 | BR E60 DRG E 60 08 = H0 | | |
| | BLINDWELLENKURBEL RECHTS (o. Abb.) Jackshaft crank (w/o illustr.) | 51447800 | 8 |
| 39 | A CHS E Axle | 00527008 | 1 |
| 40 | A CHS E Axle | 00524011 | 1 |
| 41 | LAUFRADS ATZ KPL. Carrying wheelset, complete | 53432400 | 12 |
| 42 | HAFTREIFEN H0 Traction tyre H0 | 00544006 | 1 |
| 43 | ZAHNRAD M. RATS CHRING Z:28 Gear wheel with ratchet ring Z=28 | 00564178 | 5 |
| | UNTERSETZUNGSRAD Z:18/24 (o. Abb.) Reduction gear wheel Z:18/24 (w/o illustr.) | 00564179 | 6 |
| | ZAHNRAD M.FED. F.4046 (o. Abb.) Gear wheel with spring (w/o illustr.) | 00564185 | 5 |
| 46 | SCHNECKE D = 4MM L = 7MM Worm gear D = 4MM L = 7MM | 00567605 | 6 |
| 47 | ABDECKPLATTE MIT RADKONT Cover plate with wheel contacts | 60436001 | 14 |
| 48 | MOTORKONTAKTFEDER LI Motor contact spring, left | 61498500 | 6 |
| 49 | MOTORKONTAKTFEDER RE Motor contact spring, right | 61498600 | 6 |
| 50 | LICHTKONTAKT Light contact | 61498700 | 6 |
| 51 | KONTAKTPILZ GARNITUR Contacter pin assy | 64441900 | 8 |
| 52 | LEITERPLATTE PCB | 65418400 | 13 |
| 53 | LEITERPLATTE KPL. PCB, complete | 65418500 | 28 |
| 54 | DACHSTROMABNEHMER Pantograph | 67433800 | 18 |
| | SOUND-DECODER (o. Abb.) Sound decoder (w/o illustr.) | 68436071 | --- |
| | LAUTSPRECHER (o. Abb.) Loudspeaker (w/o illustr.) | 68400400 | 16 |
| 57 | Senkschraube M1,6x4 DIN7500 RO Countersunk screw M 1.6 X 4 DIN7500 | 70900007 | 2 |
| 58 | SK-Schraube M2x5 DIN7500 EK/SW Countersunk screw M 2 X 5 DIN7500, black | 70900009 | 1 |
| 59 | GF-Schraube M2x5 DIN7500 SW Self-cutting screw M2x5 DIN7500, black | 70900011 | 3 |
| 60 | SENKKOPFBLECHSCHRAUBE B 2,2 x Countersunk tapping screw B 2.2 | 70900030 | 3 |
| 61 | SENKKOPFBLECHSCHRAUBE KREUZSCH Countersunk philipps screw | 00712509 | 1 |
| 62 | ZYLINDERSTIFT 2 X 10 Cylinder pin 2x10 | 00730538 | 1 |
| 63 | Steckpuffer Plug-in buffer, curved | 00754006 | 2 |
| 64 | STECK-PUFFER FLACH Plug-in buffer, flat | 00754015 | 2 |
| 65 | RICHTFEDER Straightening spring | 00764020 | 2 |
| 66 | RICHTFEDER F.4122 Straightening spring F.4122 | 00764021 | 2 |
| 67 | ANDRUCKFEDER F.RADSATZ Pressure spring for wheelset | 00764328 | 1 |
| 68 | DEICHSELFEDER Pony truck spring | 76433800 | 3 |
| | STECKKUPPLUNG (o. Abb.) Clip-in Fleischmann coupling (w/o illustration) | 6510 | --- |
| | STECK-TAUSCHKUPPLUNG (o. Abb.) Clip-in standard coupling (w/o illustration) | 6511 | --- |
| | PROFI-STECKKUPPLUNG (o. Abb.) Profi plug-in coupling (w/o illustr.) | 6515 | --- |
| | ERSATZ-SCHLEIFKOHLEN (o. Abb.) Carbon brushes set (w/o illustr.) | 6518 | --- |
| 73 | GESTAENGEBOELZEN schwarz vern. Linkage pin black nickel-plated | 00730549 | 2 |