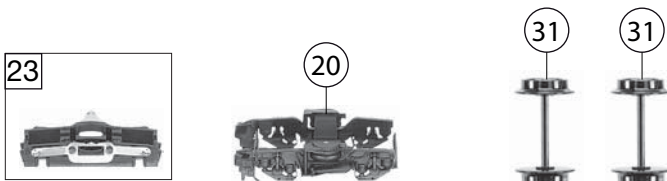



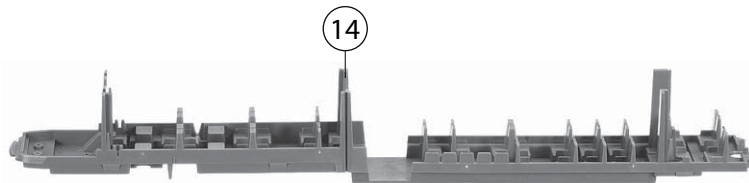

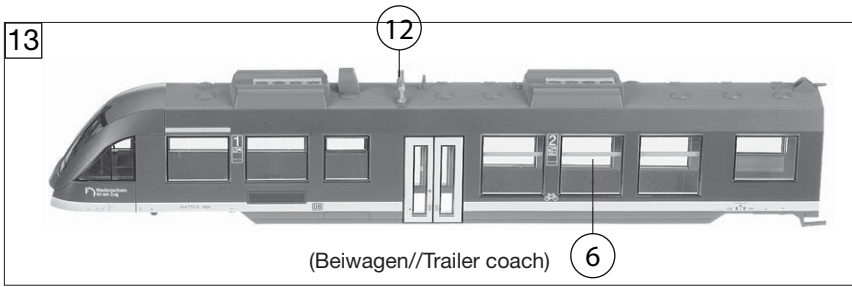


Pos. Nr. Pos. no.	Beschreibung Description	Art.-Nr. Art. no.	Preisgruppe Price bracket
442302	LINT Syntus 45 NS Twents	HO	
1	GEHAEU.F.MOT.TK SYNTUS 442302 Motor coach body	10442302	039
2	FUEHRERSTAND M. LOKF. Driver's cab inset	00124420	012
3	FALTENBALG F.4420 Gangway bellows	00125116	009
4	LICHTLEITER-SATZ F.4420,4423 Light conductor set	00134420	009
5	LICHTLEITER-SATZ F.442302 Light conductor set	13442302	012
6	FENSTERSATZ F.TRIEBWAGEN M.MOT. Trailer coach window set	14442302	022
7	FENSTERSATZ F.TRIEBWAGEN O.MOT. Motor coach window set	14442302	022
8	INNENEINRICHTUNG F.MOTORWAGEN Interior fittings for motor coach	00154420	011
9	BESCHWERUNG F.4420,4423 Ballast for power car	00164420	014
10	BESCHWERUNG F.LINT O.MOTOR Ballast for trailer coach	01644201	013
11	SCHEIBENWISCHER,KUPPL.ATTR./S. Windshield wipers, coupling imitation-set	00194420	007
12	ABGASHUTZEN F.4420,4423 Exhaust silencer	00194855	003
13	GEH.M.STUFEN F.TK O.M.442302 Body with treadles for trailer car	20442302	039
	TUERTRITTSTUFEN/SATZ F.4423 (o. Abb.) Set of treadles (w/o illustration)	00224423	009
14	INNENEINRICHTUNG F.TK O.MOT. Interior fittings for trailer car	00254420	011
15	JAKOBSDREHGESTELL F.4420,4423 JAKOBS bogie	00304420	018
16	DREHGESTELLRAHMEN F.4420,4423 Bogie framework	00314420	009
17	WAGENBODEN F.TRIEBWAGEN MIT MO Floor plate for motor coach	33442302	021
18	DREHGEST.AUFN.F.JAKOBSDREHGEST Bogie reception connector	00384420	003
19	KUPPELSTANGE F.4420,4423 Coupling rod	00386012	002
20	DREHGESTELLRAHMEN F.LAUFGEST. Bogie framework	00414420	009
21	WAGENBODEN 442302 F.TK O.MOT. Floor plate for trailer car	43442302	018
22	DREHGEST.BLOCK F.4420,4423 Bogie block	00454420	016
23	LAUFDREHGEST.BLOCK F.4420,4423 Bogie block	00464420	013
24	MOTOR KPL.M.SCHWUNGMASSE Motor with flywheel, complete	00504420	029
25	KOHLENHALTER Brush holder	00507801	001
26	MOTORHALTEBUEGEL Motor retainer clip	00507903	004
27	ACHSE Axle	00524014	002
28	ACHSE Axle	00527001	002
29	RADSATZ M.Z.M.1 N.F.4420,4423 Wheelset with gear wheel, with trac. tyre	00534119	012
30	RADSATZ EINS.ISO. 25MM F.4420 Wheelset single sided insulated	00534120	007
31	RADSATZ O.Z.O.N.F.4420,4423 Wheelset w/o gear wheel, w/o trac. tyre	00534121	012
32	HAFTREIFEN H0 Traction tyre	00544011	001
33	ZAHNRAD Z:16/0.4 Gear wheel	00564189	005
34	ZAHNRAD Z:13 SCHWARZ Gear wheel	00567149	006
35	SCHNECKE D = 4MM L = 5MM Worm gear	00567601	007
36	KONTAKTBUEGEL SATZ F.4420,4423 Contact plate assy	00614978	008



442302		LINT Syntus 45	NS Twents	=	HO
Pos. Nr. Pos.no.	Beschreibung Description	Art.-Nr. Art.no.	Preisgruppe Price bracket		
37	KONTAKTPILZGARNITUR L:10 MM Contacter pin assembly	00644407	011		
38	MOTORLEITERPLATTE F.4420,4423 Motor PCB	00654108	018		
39	SCHALTPL.M.SS U.LICHTLEITER PCB with interface and light conductor	00654109	030		
40	LEITERPL.M.LICHTLEITER F.4420 PCB with light conductor	00654110	027		
41	SCHNITTST.-BLINDSTECKER 8-POL. Jumper 8-pin	00664001	012		
42	FLACHLEITER M.STECKER 8-POL. Ribbon cable with plug, 8-pin	00664004	018		
43	SENKKOPFBLECHSCHR.2,2X16 KS Countersunk tapping screw	00714516	001		
44	SPLINT F. 4420,4423 Split pin	00730576	001		
45	SPLINT F. 4420,4423 Split pin	00730577	003		
46	BLATTRICHTFEDER L=14 MM Flat straightening spring	00764012	002		
47	ZUGFEDER F.4420,4423 Draw spring	00764115	002		
48	KONTAKTFEDER F.4420,4423 Contact spring	00764333	001		
	ERSATZ-SCHLEIFKOHLEN (o. Abb.) Carbon brushes set (w/o illustr.)	6518	---		