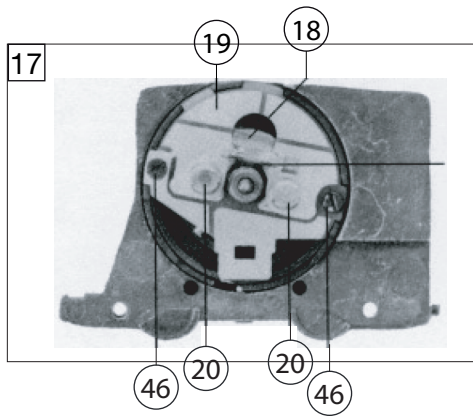
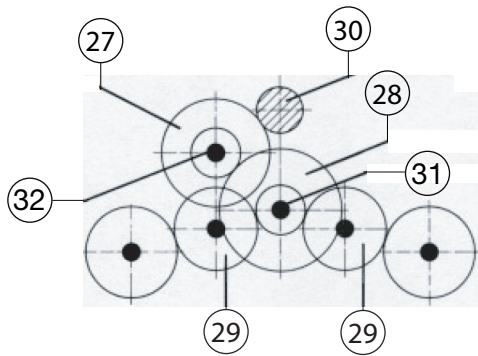

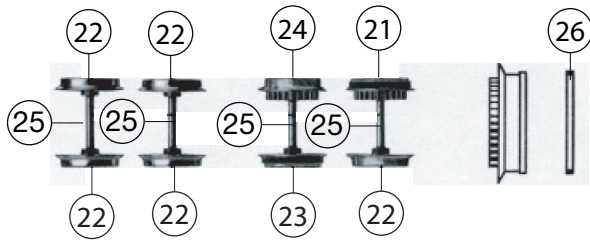


71326	BR 141 DB	141294-9	~	H0
Pos. Nr. Pos.no.	Beschreibung Description	Art.-Nr. Art.no.	Preisgruppe Price bracket	
1	LOKGEHAEUSE BR 141 74326 Body assembly	01043261	38	
2	LOKRAHMEN F.4325 Loco framework	00114325	25	
3	FUEHRERSTAND Driver's cab inset	00124326	13	
4	LICHTLEITER-SATZ Light conductor set	00134326	12	
5	STIRNFENSTER-SATZ Front windows - set	00144326	14	
6	ARMATURENTEIL KPL. Fittings assy	00154326	11	
7	TRAVERSE F.SCHERENSTROM. Traverse for double arm pantograph	00174326	5	
8	ISOLATOREN-SATZ Set of Isolators	00184326	18	
9	SCHLAEUCHE-SATZ Set of tubes	00194325	11	
10	PFEIFE Whistle	00194617	2	
11	ANTENNE Antenna	00194717	2	
12	LAUFDREHGESTELL KPL.F.71326 Bogie complete	03013261	25	
13	DREHGESTELLRAHMEN F.LAUFGEST. Bogie framework with bogie	00314326	13	
14	KUPPLUNGSADAPTER Coupling adaptor	00384001	6	
15	MOTORDREHGESTELL F.71326 Motor bogie	04013261	35	
16	DREHGESTELLRAHMEN F.MOT.DREHG. Bogie framework with motor bogie	00414326	13	
17	MOTOR KPL.F.71326 Motor complete	05013261	33	
18	ANKER KPL.M.SCHWUNGMASSE Rotor complete with integr. Flywheel	00504607	25	
19	LAGERSCHILD ISOL. Motor PCB, insulated	00504740	19	
20	KOHLLENROHRKAPPE Brush pipe cap	00504801	2	
21	L.RAD M.Z.M.N. Wheelset with gear wheel, with traction tyre	00514173	7	
22	L.RAD O.Z.O.N.ISO. Wheelset w/o gear wheel, w/o trac. tyre, insul.	00514174	7	
23	L.RAD O.Z.M.N.ISO. Wheelset w/o gear wheel, with trac. tyre, insul.	00514175	7	
24	L.RAD M.Z.O.N. Wheelset with gear wheel, w/o traction tyre	00514258	8	
25	ACHSE GERAENDEL 20 MM Milled axle	00524006	2	
26	HAFTREIFEN H0 Traction tyre	00544006	1	
27	UNTERSETZUNGSRAD Z:28/13 SCHWA Reduction gear wheel	00564102	2	
28	UNTERSETZUNGSRAD Z:32/13 SCHWA Reduction gear wheel	00564107	2	
29	ZAHNRAD Z:20 SCHWARZ Gear wheel	00564136	2	
30	RITZEL Z:10 Gear wheel	00564602	4	
31	SICHERUNGSRING KLEIN Securing ring, small	00564701	1	
32	SICHERUNGSRING GROSS Securing ring, big	00564702	1	
	UNTERLEGSCH. ROT 2,3 X 5 X 0,1 (o.Abb.) Washer (w/o illustration)	00564747	1	
	UNTERLEGSCH. ROT 2,2X5X0,3 (o.Abb.) Washer, red (w/o illustration)	00564751	1	
36	STROMABNEHMER NICHT ISOLIERT Power pick-up w/o insulated	00614014	7	
38	MASSEFEDER Ground contact	00614937	1	
39	KONTAKTBAND F.4326/27/28/29 Contact band	00614953	3	



71326		BR 141 DB	141294-9	~	HO
Pos. Nr. Pos.no.	Beschreibung Description	Art.-Nr. Art.no.	Preisgruppe Price bracket		
40	KONTAKTFEDER F.VENTILZELLE Contact spring for diode	00614968	1		
60	GLÜHLAMPE 16 VOLT Bulb	00627420	9		
42	UMSCHALTER F.71326 Switch	00641326	14		
44	SCHALTPLATTE F.BELEUCHTUNG Light PCB	00654094	11		
45	SCHERENPANTO.ROT F.4326/28/29 Double arm pantograph	00674319	20		
	SCHLEIFER F.71103 (o. Abb.) Center pick-up (w/o illustration)	00692017	12		
46	SCHRAUBE Screw	00700313	1		
47	ZYLINDERKOPFSCHRAUBE Cylinder head screw	00700403	1		
48	SCHRAUBE Screw	00700405	1		
49	LINSENSCHRAUBE Button screw	00730005	1		
50	ANSATZSCHRAUBE Flanged screw	00730009	2		
51	SPLINT F. KUPPLUNGSADAPT Split pin for coupling adaptor	00730525	1		
52	Steckpuffer Plug-in buffer	00754006	2		
53	STECK-PUFFER FLACH Plug-in buffer, flat	00754015	2		
54	PUFFERBOHLE O.PUFFER Frontside framework w/o buffer	00754326	7		
55	BLATTRICHTFEDER L=9,5MM Flat straightening spring	00764007	1		
	Standard- Steckkupplung (o. Abb.) Standard plug-in coupling (w/o illustration)	6511	---		
	ERSATZ-SCHLEIFKOHLEN (o. Abb.) Carbon brushes (w/o illustration)	6519	---		