




16





10



6



7



723007	BR 212	DB	=	N
Pos. Nr. Pos.no.	Beschreibung Description		Art.-Nr. Art.no.	Preisgruppe Price bracket
1	LOKGEHÄUSE KPL. Body assembly complete		10723007	029
2	LOKRAHMEN KPL. Loco framework complete		11723007	019
3	LICHTLEITER Light conductor		00137230	006
4	LOKFAHRGESTELL OHNE MOTOR Loco chassis w/o motor		00407230	018
5	DREHGESTELLRAHMEN -SATZ Bogie framework set		00417215	011
6	DREHGESTELLBLOCK F.7215/28/30 Bogie block		00457230	018
7	DREHGESTELLBLOCK F.7215/28/30 Bogie block		00467230	018
8	MOTOR O.SCHW.O.MASSEKONTAKT Motor w/o flywheel,w/o ground contactor		00507230	030
9	KOHLENROHR RO Brush pipe		00507802	003
10	ACHSE RO Axle		00527001	002
11	RADSATZ KPL. Wheelset complete		00537003	011
12	RADSATZ M.Z.O.N. F. V 100 Wheelset complete with gear wheel, w/o trac. tyre		00537004	011
13	HAFTREIFEN Traction tyre		00547001	001
14	ZAHNRAD Z:20 SCHWARZ RO Gear wheel Z=20		00567101	003
15	SCHNECKE D = 4MM L = 5MM Worm gear D=4mm, L=5mm		00567601	007
16	KONTAKTBÜGEL Contact plate assy		00657002	013
17	LEITERPLATTE KPL. PCB complete		65719400	020
18	SENKSCHRAUBE KS RO Countersunk screw		00702303	001
19	ACHSE F. ZAHNRAD RO Axle for gear wheel		00730541	001
20	STECKPUFFER Plug-in buffer		00757002	002
21	BLATTRICHTFEDER F.KUPPLUNG N Flat straightening spring for coupling		00767006	001
22	ERSATZ-SCHLEIFKOHLEN Carbon brushes set		6518	---
23	ERS.-GLUEHLAMPE KLAR M.STECKFA Replacement bulb, clear, with plug-in socket		00006535	008
24	STANDARD-KUPPLUNG Clip-in exchange coupling		9521	---
25	PROFI-KUPPLUNG Profi coupling		9541	---