
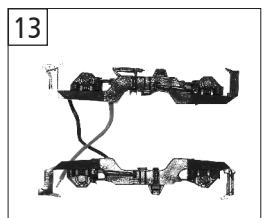



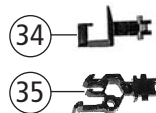
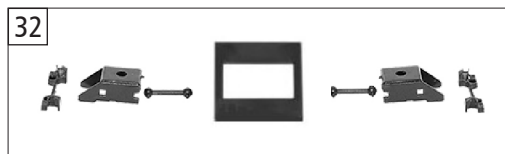



16 ohne Abb. / no ill.
KOHLENHALTER
Coal holder

33 ohne Abb. / no ill.
ERSATZ-
SCHLEIFKOHLEN
Carbon brushes



Pos. Nr. Pos.no.	Beschreibung Description	Art.-Nr. Art.no.	Preisgruppe Price bracket
731125	ÖBB Rh 1116	==	N
731195		==	🔊
1	LOKGEHÄUSE KPL. Betr. Nr. 1116 077 Body assembly no. 1116 077	10731125	033
2	FÜHRERSTAND-LICHTLEITER-SATZ Optical fiber with drivers cab set	13731101	008
3	STIRNFENSTER-SEITENFENSTER-SATZ Window set	14731105	019
4	ISOLATOREN-SATZ BRAUN Insulator set - brown	19731101	012
5	HAUPTSCHALTER-ISOLATOR Isolator switch	197311012	012
6	ISOLATOR (BLAU) Insulator (blue)	197311013	003
7	ISOLATOR (LICHTGRAU) Insulator (light grey)	197311014	003
8	LEITUNG AM DACH ROT Wire - red	197311015	002
9	STIRNGRIFF-SATZ Front handle - set	19731105	006
10	ARMATURENTEIL (UNTERFLUR) Armature frame (underground)	33731125	012
11	DEICHSEL Shaft	38801800	006
12	LOKFAHRGESTELL OHNE MOTOR Loco chassis withou motor	40731212	020
13	DREHGESTELLBLENDEN-SATZ Bogie cover set	41781303	014
14	GETRIEBE-SATZ Gear set	45731212	017
15	MOTOR KPL. MIT SCHWUNGMASSE Motor cpl. with flywheel mass	50731212	031
16	KOHLENHALTER ohne Abb. Coal holder no ill.	00507801	001
17	SCHNECKENBAUGRUPPE KPL. Worm assembly	52731201	015
18	RADSATZ KPL. BEDRUCKT / MIT ZAHNRAD Wheelset cpl. marked / with gear	53713900	015
19	RADSATZ KPL. BEDRUCKT/MIT ZR / M. NUT Wheelset cpl. marked / with gear / w. nut	53714000	015
20	HAFTREIFEN Traction tyres	00547002	001
21	UNTERSETZUNGSRAD Gear	56717700	006
22	ZAHNRAD Gear	56717800	003
23	ZAHNRAD 03/14 Gear 03/14	56717900	003
24	LEITERPLATTE KPL. ANALOG 1016 PCB complete analogous 1016	65716400	028
25	BRÜCKENSTECKER (ROCO) Dummy plug (Roco)	66710500	013
26	EINHOLMSTROMABN. M. LANGEM SCHAFT Pantograph with long shaft	67703800	022
27	LINSENSCHRAUBE M 1,2x3 Lens head screw M1,2x3	70900005	002
28	SCHRAUBE M1,6x4 Screw M1,6x4	70900006	002
29	SENKSCHRAUBE M1,6x4 Countersunk screw M1,6x4	70900007	002
30	PUFFER-PUFFERBRUST-SCHNEEPFLUG-SATZ Buffer-buffer breast-snow plough-set	75707100	011
31	ZUGFEDER RD 2.5x5.8x0.15 ROCO Spring	76710500	006
32	MOTORDISTANZPLATTE-LED-ABDECK.-KA. Motor plate spacer - LED - cover,...	50791600	015
33	ERSATZ-SCHLEIFKOHLEN ohne Abb. Carbon brushes no ill.	6518	---
34	STANDARD-STECKKUPPLUNG Standard plug-in coupling	9525	---
35	PROFI-STECKKUPPLUNG Profi plug-in coupling	9545	---
Sound			
36	LEITERPLATTE KPL. SOUND 1016 PCB cpl. sound 1016	65716800	036
37	LAUTSPRECHERHALTER-KLAMMER-SATZ Loudspeaker cover-bracket-set	68701900	016
38	LAUTSPRECHER 8x12 Loudspeaker 8x12	68701700	016