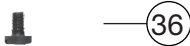
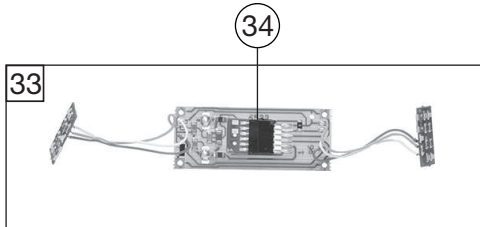



733804		BR 110 DB	II	N
Pos. Nr. Pos.no.	Beschreibung Description	Art.-N. Art.no.	Preisgruppe Pricebracket	
1	LOKGEHAEUSE KPL. Body assembly complete	10733804	---	
2	LICHTABDECKUNG - SATZ Light cover set	12733802	011	
3	LICHTMASKE Light mask	12733803	006	
4	LICHTLEITER - SATZ (GESTEMPELT) Light conductor set	13733805	---	
5	ISOLATOREN-SCHALTER - SATZ Isolator,switch set	14733001	015	
6	FENSTER - SATZ Set of windows	15733802	013	
7	TRAVERSE F. SCHERENSTROMABNEHM Traverse for double arm pantograph	00177375	006	
8	PRESSLUFTSCHALTER SILBER Air pressure switch silver	00187326	006	
9	ZUGHAKEN - BREMSKUPPLUNG - SATZ Coupling hook,break coupling set	19733001	012	
10	SCHILDER-SET SCHWARZ LACK Set of plates,black painted	19733804	---	
11	PFEIFE Whistle	00197603	003	
12	ZUGHEIZKABEL Train heating cable	19793200	019	
13	TOPFANTENNE Antenna	19793500	007	
14	GRIFSTANGEN - SATZ Hand-rail -set	19793600	008	
15	WISCHER - SATZ Set of wipers	19793700	007	
16	SCHÜRZEN - SATZ Set of skirts	22733802	015	
17	KUKU - DEICHSEL Short coupling reception	38702700	007	
18	HALTEBÜGEL FÜR KUPPLUNG Coupling support	38902000	007	
19	LOKFAHRGESTELL OHNE MOTOR Loco chassis w/o motor	40733001	018	
20	DREHGESTELLRAHMEN Bogie framework	41733802	011	
21	DREHGESTELLBLOCK KPL.VORNE M.S Bogie block complete front	45733001	017	
22	DREHGESTELLBLOCK KPL.HINTEN M. Bogie block complete rear	46733001	017	
23	MOTOR Motor	00507346	028	
24	KOHLENHALTER Brush holder	00507801	001	
25	ACHSE Z.DG-BEFESTIGUNG RO Bogie fixation pin	00527002	002	



40

24

733804		BR 110 DB	=	N
Pos. Nr. Pos. no.	Beschreibung Description	Art.-N. Art. no.	Preisgruppe Price bracket	
26	LOKRADSATZ M.Z.O.N. ROT Wheelset complete with gear wheel, w/o trac. tyre	00537018	012	
27	RADS.M.Z.M.1 NUT BR 103/110/11 Wheelset complete with gear wheel, 1 trac. tyre	00537037	013	
28	HAFTREIFEN RO Traction tyre	00547002	001	
29	ZAHNRAD Z:20 SCHWARZ RO Gear wheel Z=20 black	00567101	003	
30	SCHNECKE D=4mm L=8mm RO Worm gear D=4mm, L=8mm	00567604	006	
31	KONTAKTBLECH - SATZ Contact sheet - set	61780300	007	
32	KONTAKTBUEGEL F.DREHGEST.LOKS Contact plate for bogie type locos	00657004	013	
33	MOTORPLATINE KPL.INCL.LICHTP Motor PCB incl. Light PCB	65719000	020	
34	SCHNITTST.BLINDSTECKER 6POL RO Jumper 6-pin	66401600	013	
35	SCHERENSTROMABNEHMER N Double arm pantograph N	67706300	020	
36	SCHRAUBE M1,7x2,5 Screw	70900035	002	
37	STECKPUFFER (GEWÖLBT) Shank buffer (curved)	00757011	002	
38	STECKPUFFER (FLACH) Shank buffer (flat)	00757012	002	
39	DRUCKFEDER Pressure spring	00767012	001	
40	ERSATZ-SCHLEIFKOHLEN Carbon brushes set	6518	---	
41	STANDARD-STECKKUPPLUNG Clip-in coupling	9525	---	

