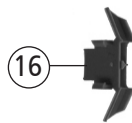

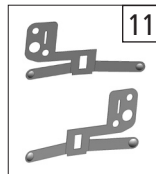



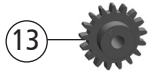
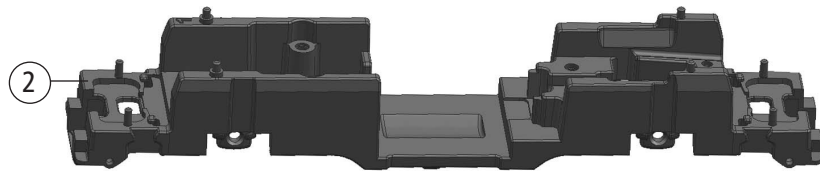


734501		DR	243	=
Pos. Nr. Pos.no.	Beschreibung Description	Art.-Nr. Art.no.	Preisgruppe Price bracket	
1	Stromabnehmer Pantograph	67705600	15	
2	Führerstand Drivers cab	12734501	5	
3	GF-Schraube M1.6X4 GF-Screw M1.6X4	70900006	3	
4	Stromabnehmerplatte Pantograph holding plate	62734501	3	
5	Platine komplett Printed circuit assembly	65717000	19	
6	TS-Abdeckung Part set cover	127345011	5	
7	Hauptschalter Main switch	14734501	3	
8	Isolator D 1,3 Insulator D 1,3	19734501	3	
9	Isolator D 1,7 Insulator D 1,7	197345012	3	
10	Gehäuse komplett Body assembly	10734501	36	
11	Isolator D 1,1 Insulator D 1,1	197345011	3	
12	Isolatordeckel Insulator cap	197345013	3	
13	Dachleitung lackiert Roof wire painted	19790200	6	
14	Fenster Window	15734501	5	
15	Lichtleitstab weiß Light transmission white	13734501	5	
16	Linse rot lens red	137345011	5	
17	TS-Gewicht, Motorhalter Part set weight, motor holder	16734501	19	
18	Trittbrett Running board	19802300	4	
19	Leiterplatte kpl. Circuit board ass.	66710600	13	
20	Puffer rund Buffer round	75708700	3	
21	SK-Schraube M1,6x3 SK-Screw M1,6x3	70900029	3	
22	Schraube M1.6X4 Screw M1.6X4	70900019	3	
23	GF-Schraube M1.6X8 GF-Screw M1.6X8	70900022	3	
24	Motor Motor	50734501	28	

Änderungen in Konstruktion und Ausführung vorbehalten  
We reserve the right to change the construction and specification



734501		DR	243	=	
Pos. Nr. Pos.no.	Beschreibung Description	Art.-Nr. Art.no.	Preisgruppe Price bracket		
1	Hafring Traction tires	547002	1		
2	Grundrahmen Main frame	40734501	12		
3	TS-Mittelkasten Part set tool box	33734501	9		
4	Achse z.DG-Befestigung Axle for bogie	527002	2		
5	Blende u. Getriebelock Bogie a. gear block	45734501	19		
6	Kupplungshaltestange Coupling stanchion	38734501	9		
7	Deichsel Drawbar	38702300	7		
8	Standardsteckkupplung Standard coupler	9525	---		
9	Achse f.Zahnrad Axle for gear	730541	1		
10	Deichselfeder Spring	76702400	1		
11	TS-Radkontakt Part set wheel contact	61793200	4		
12	Untersetzungsgrad 04/12/17 Gear	56718500	4		
13	Zahnrad Z=17 schwarz Gear Z=17 black	567132	2		
14	Radsatz m.Zahnrad o.Hafring Wheel set without traction tyres	53714100	9		
15	Radsatz mit Hafring Wheel set with traction tyres	53714200	9		
16	Schienenräumer Snow plug	22734501	3		