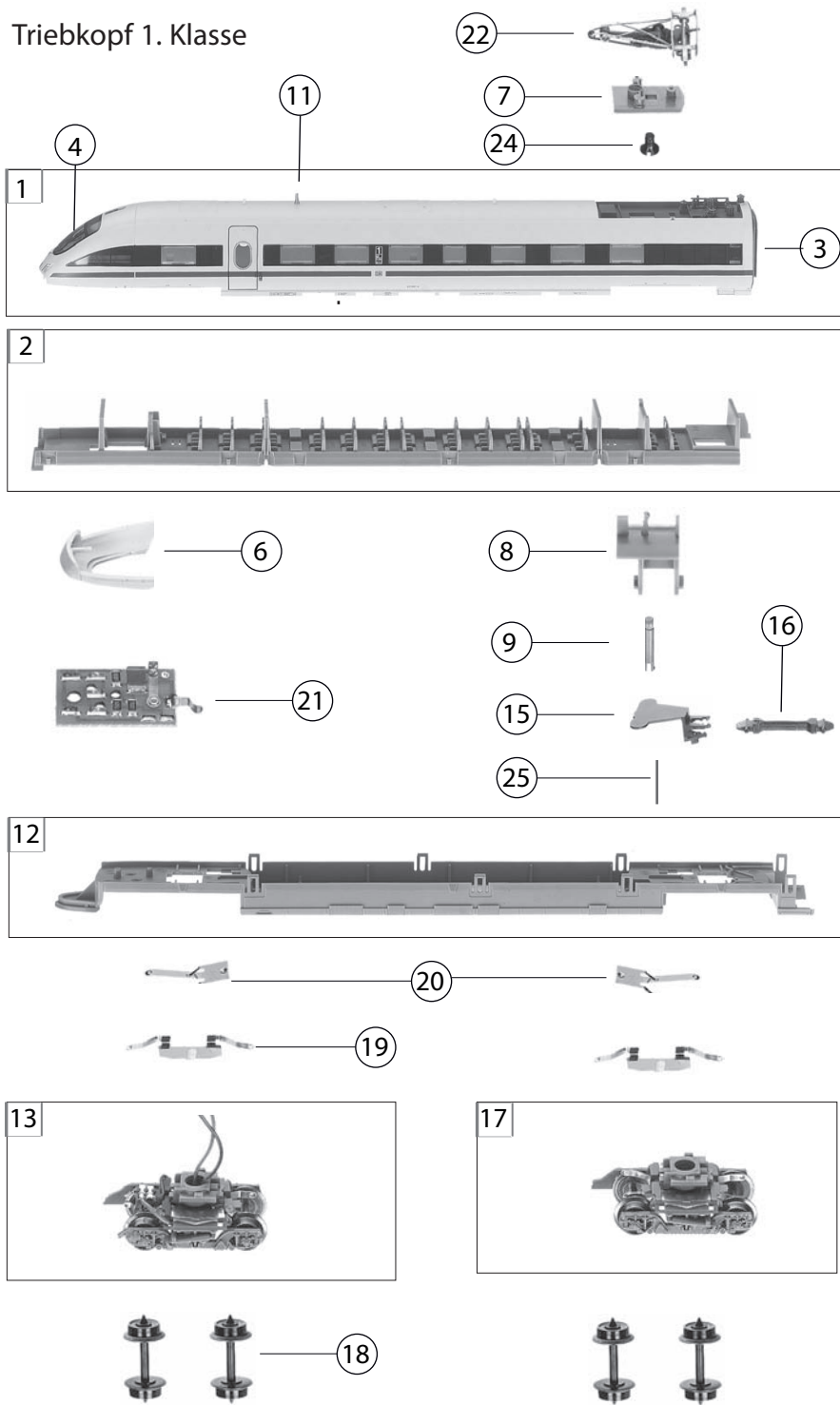
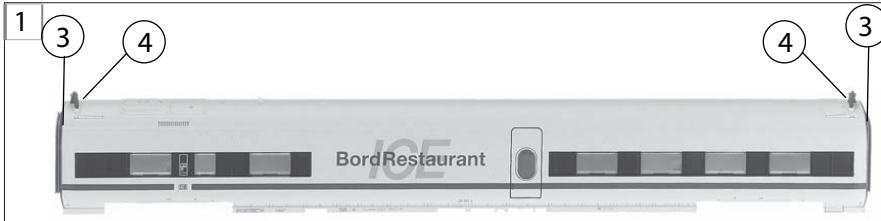


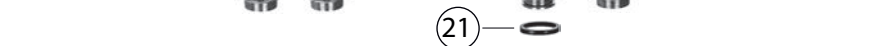
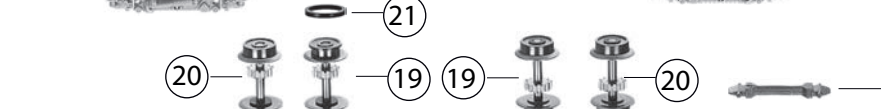
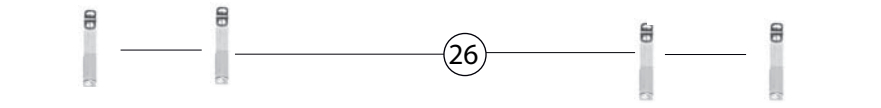

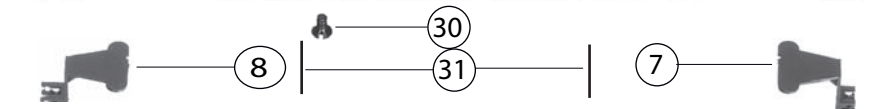

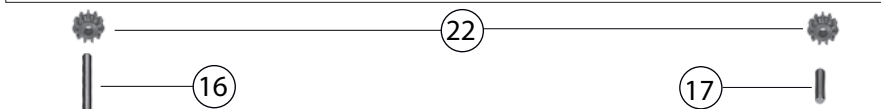

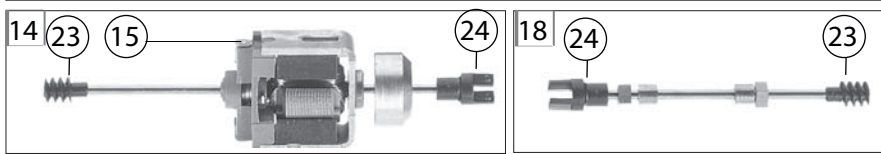


Triebkopf 1. Klasse



Pos. Nr. Pos.no.	Beschreibung Description	Art.-Nr. Art.no.	Preisgruppe Price bracket
746001	ICE-T-SET DB-AG 93805411007-8		N
1	WAGENKASTEN KPL. FÜR ICE-T KOPF Body f. Ice- motor coach	107460012	033
2	INNENEINRICHTUNG F. 7460 KOPFW. Interior fittings for motor coach	117460012	011
3	FALTENBALG Gangway bellows	00128105	005
4	LICHTLEITER-SATZ F. ICE -T Light conductor set f. Ice-motor coach	00137460	012
5	ISOLATOREN-SATZ F. ICE -T Set of isolators f. Ice - motor coach	00147460	012
6	BUGSCHÜRZE F. ICE-T Bug-Skirt f. Ice-motor coach	00157460	012
7	TRÄGERPLATTE F. PANTO. ICE-T Carrier plate f. pantograph Ice-motor coach	00177460	007
8	SCHWENKTEIL F. PANTO. ICE-T Pivotal part f. pantograph Ice- motor coach	00197460	007
9	RICHTTEIL F. ICE- T Aligning part f. motor coach	01974601	007
10	HALTETEIL-SATZ (o. Abb.) Retaining part- set (w/o illustr.)	01974602	011
11	ANTENNE LANG Antenna long	00197802	002
12	WAGENBODEN F. ICE-KOPFWAG. 1. KL. Floor plate f. Ice- motor coach	00307460	013
13	DREHGEST. F. TK1+2 ICE-T Boghy for TK1+2 ICE-T	37746001	---
14	DREHGEST. AUFN. / VORNE 7460-2-4 Boghy recording	00387460	009
15	KUKU-DEICHSEL ICE MITTELW. Short coupling reception Ice middle coach	00388011	006
16	KUPPELSTANGE F. ICE UND PENDOLI Coupling rod f. Ice and pendoli	00389005	009
17	DREHGESTELL HINTEN KPL. M. DREHGEST Rear boghy complete with boghy	39746001	---
18	RADSATZ KPL. Wheelset complete	53715700	---
19	RADKONTAKT F. ICE T TRIEBKÖPFE Wheel contact for Ice T motor coach	00617913	002
20	KONT. BRÜCKE F. TK1 U. TK2 7460 Contact bridge	00657066	001
21	SCHALTPLATTE F. ICE-T KOPFWAGEN Switch plate for Ice-T head coach	65718500	---
22	EINHOLMPANTO. ROT F. 7460 Single arm pantograph red for 7460	00677019	021
23	RAILCOM-FUNKTIONSDECODER (o. Abb.) Function decoder Railcom (w/o illustr.)	68866483	---
24	SCHRAUBE Screw	00702903	001
25	RICHTFEDER F. DEICHSEL L=15 MM RICHT F. DEICHSEL L=15mm	00767008	001



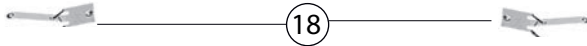



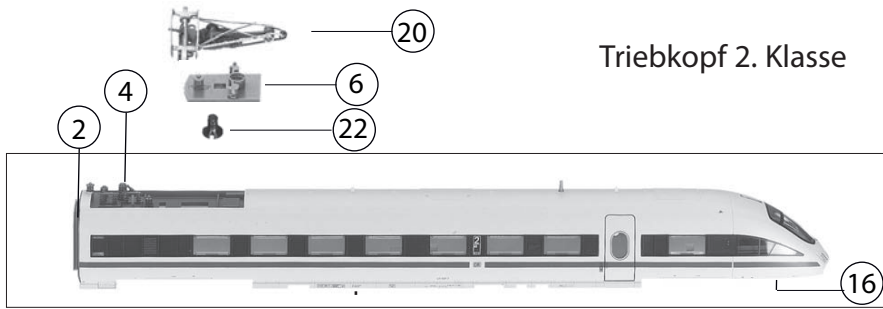


Bordrestaurant mit Motor



Pos. Nr. Pos.no.	Beschreibung Description	Art.-Nr. Art.no.	Preisgruppe Price bracket
746001	ICE-T-SET DB-AG	93805411207-4	N
1	WAGENKASTEN KPL. FÜR ICE-T KOPF Body f. Ice- motor coach	107460013	033
2	INNENEINRICHTUNG F. 7460 KOPFW. Interior fittings for motor coach	117460013	011
3	FALTENBALG Gangway bellows	00128105	005
4	ISOLATOREN F. ICE-T ZWISCHENWG. Set of isolators f. Ice- motor coach	00147461	002
5	WAGENBODEN F. ICE-KOPFWAG. 1. KL. Floor plate f. Ice- motor coach	03074602	011
6	DREHGESTELLRAHMEN F. 7460 Bogie framework	00317460	011
7	DEICHSEL ICE BORDREST. 7460-3 Coupling reception Ice 7460-3	00388012	006
8	DEICHSEL 1 RASTE F. 7460 BORDR. Coupling reception Ice 7460	00388013	006
9	KUPPELSTANGE F. ICE UND PENDOLI Coupling rod f. Ice and pendoli	00389005	009
10	MOTORFAHGESTELL F. ICE-T Motor coach chassis	00407460	022
11	DREHGESTELLRAHMEN F. 457460 Bogie framework	00417460	011
12	DREHGEST.BLOCK F. BORDREST. 7460 Bogie block for 7460	00457460	019
13	DREHGEST.BLOCK F. BORDREST. 7460 Bogie block for 7460	00467460	019
14	MOTOR M. SCHW. F. 7460 Motor with flywheel	00507460	029
15	KOHLLENHLATER Brush holder	00507801	001
16	ACHSE Axle	00527004	001
17	ACHSE Axle	00527006	001
18	ANTRIEBACHSE F. ICE-T Drive axle	00527460	017
19	RADSATZ. M. Z.M.N. F. 7460-3 Wheelset with gear wheel, with tyre f. 7460-3	00537070	012
20	RADSATZ. M. Z.O.N. F. 7460-3 Wheelset with gear wheel, w/o tyre f. 7460-3	00537071	012
21	HAFTREIFEN Traction tyre	00547005	001
22	ZAHNRAD Z: 11 SCHWARZ F. 7460-3 Gear Z: 11 black f. 7460-3	00567150	006
23	SCHNECKE F. 7460-3 Worm gear f. 7460-3	00567612	005
24	KUPPLUNG F. MOTOR 7460-3 Coupling f. motor	00567613	003
25	ENTSTÖRDROSSEL Suppressor choke	00644101	007
26	KONTAKTBÜGEL F. ICE (o. Abb.) Contact plate assy (w/o illustr.)	00657062	001
27	LEITERPL. UNTEN -SATZ F. 7460 Lower PCB	00657063	014
28	LEITERPLATTE MIT SCHNITTSTELLE Switch plate complete with interface	65718600	---
29	BLINDSTECKER Dummy plug	00667101	013
30	SCHRAUBE Screw	00702903	001
31	RICHTFEDER F. DEICHSEL Straightening spring	00767010	001
	ERSATZ-SCHLEIFKOHLE (o. Abb.) Carbon brushes set (w/o illustr.)	6518	---

Triebkopf 2. Klasse



746001		ICE-T-SET	DB-AG	93805411507-7	=	N
Pos. Nr. Pos.no.	Beschreibung Description	Art.-Nr. Art.no.	Preisgruppe Price bracket			
1	INNENEINRICHTUNG F. 7460 KOPFW. Interior fittings for motor coach	117460012	011			
2	FALTENBALG Gangway bellows	00128105	005			
3	LICHTLEITER-SATZ F. ICE-T Light conductor set f. Ice-motor coach	00137460	012			
4	ISOLATOREN-SATZ F. ICE-T Set of isolators f. Ice - motor coach	00147460	012			
5	BUGSCHÜRZE F. ICE-T Bug-Skirt f. Ice-motor coach	00157460	012			
6	TRÄGERPLATTE F. PANTO. ICE-T Carrier plate f. pantograph Ice-motor coach	00177460	007			
7	SCHWENKTEIL F. PANTO. ICE-T Pivotal part f. pantograph Ice- motor coach	00197460	007			
8	RICHTTEIL F. ICE-T Aligning part f. motor coach	01974601	007			
	HALTETEIL-SATZ (o. Abb.) Retaining part-set (w/o illustr.)	01974602	011			
10	ANTENNE LANG Antenna long	00197802	002			
11	WAGENBODEN F. ICE-KOPFWAG. 1. KL. Floor plate f. Ice- motor coach	00307461	013			
12	DREHGEST. F. TK1+2 ICE-T Boghe for TK1+2 ICE-T	37746001	---			
13	DREHGEST. AUFN. / VORNE 7460-2-4 Boghe recording	00387460	009			
14	KUKU-DEICHSEL ICE MITTELW. Short coupling reception Ice middle coach	00388010	006			
15	DREHGESTELL HINTEN KPL. M. DREHGEST Rear boghe complete with boghe	39746001	---			
16	RADSATZ KPL. Wheelset complete	53715700	---			
17	RADKONTAKT F. ICE-T TRIEBKÖPFE Wheel contact for Ice T motor coach	00617913	002			
18	KONT. BRÜCKE F. TK1 U. TK2 7460 Contact bridge	00657066	001			
19	SCHALTPLATTE F. ICE-T KOPFWAGEN Switch plate for Ice-T head coach	65718500	---			
20	EINHOLMPANTO. ROT F. 7460 Single arm pantograph red for 7460	00677019	021			
	RAILCOM-FUNKTIONSDECODER (o. Abb.) Function decoder Railcom (w/o illustr.)	68866483	---			
22	SCHRAUBE Screw	00702903	001			
23	RICHTFEDER F. DEICHSEL L=15 MM RICHT F. DEICHSEL L=15mm	00767008	001			