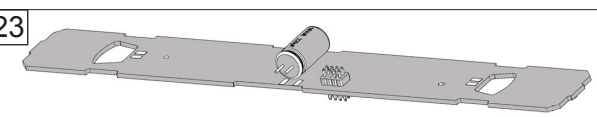
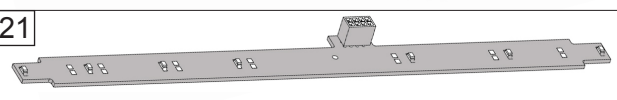
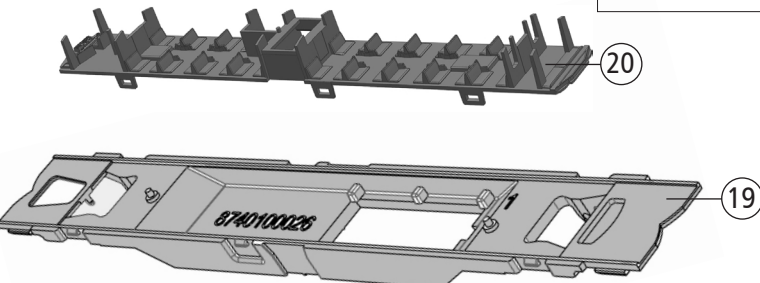
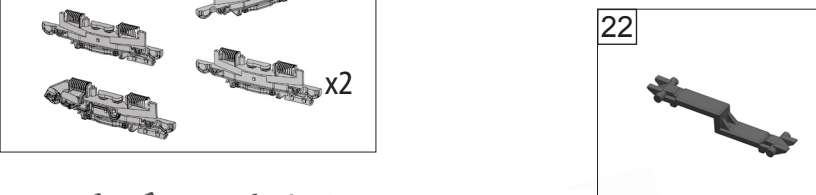
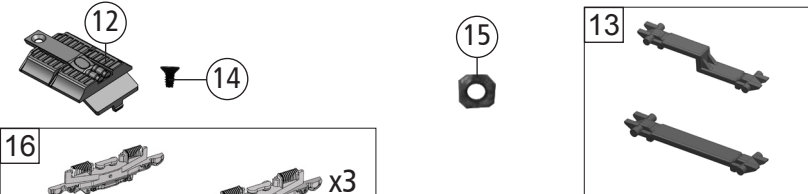
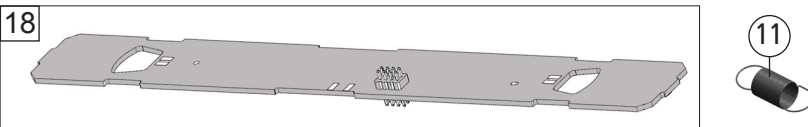
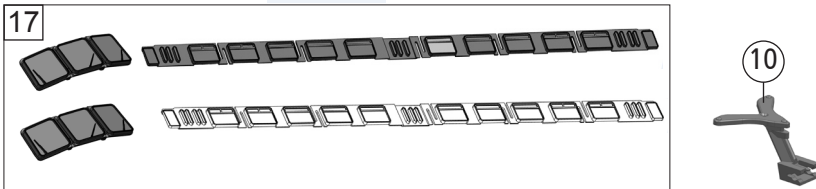
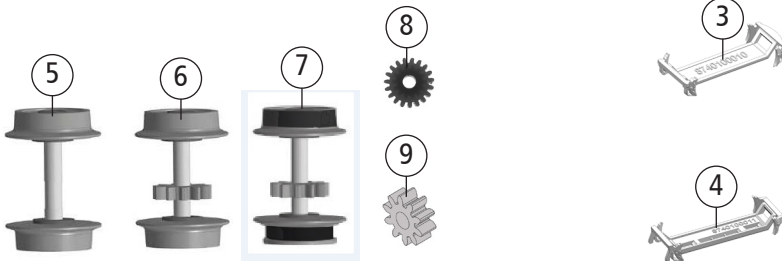
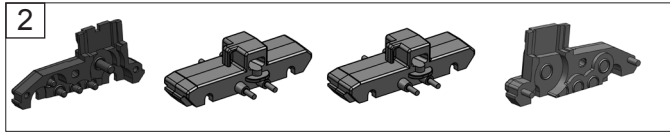


740100	DB	BR 515/815	=		N
740170			=	🔊	N

Pos. Nr. Pos.no.	Beschreibung Description	Art.-Nr. Art.no.	Preisgruppe Price bracket
1	Gehäuse MW Betr. Nr. 515 353-3 Body ass. Loco no. 515 353-3	145507	37
2	TS - Kinematikplatte Part set - Kinematics plate	145515	6
3	TS - Fenster MW Part set - Windows	145516	26
4	TS - Lichtleiter + Nägel Part set - Light conductor + nails	145517	6
5	Schneckensatz Worm gear set	145519	13
6	Motor m. Schwungm. + Litzen Motor w. flywheel + wires	145520	19
7	Platine MW PCB	145521	20
8	Brückenstecker NEXT18 Jumper	66710800	18
9	Schneckendeckel Worm gear cover	145522	3
10	Kardanwelle Cardan shaft	145523	3
11	Bodenplatte MW Floor	145524	13
12	Inneneinrichtung MW Interior fittings	145525	7
13	TS - Gehäuse Part set - Body	145527	7
14	Puffer rechts Buffer right	145542	3
15	Puffer links Buffer left	145543	3
16	Platine Innenbeleuchtung MW PCB interior lights	145531	16
17	Achse Axle	145529	4
18	Beilagscheibe Washer	112394	4
19	Kardanschale Cardan reception	145585	3
Sound			
20	Lautsprecher Loudspeaker	129524	13
21	Sounddecoder NEXT 18 Sound decoder	145538	7
22	Platine MW Sound PCB for sound	145539	20
23	Funktionsdecoder NEXT 18 Decoder	145540	32
24	Platine Beleucht. MW Sound PCB for light with sound	145541	16

Änderungen in Konstruktion und Ausführung vorbehalten
We reserve the right to change the construction and specification



Pos. Nr. Pos.no.	Beschreibung Description	Art.-Nr. Art.no.	Preisgruppe Price bracket
740100	DB BR 515/815	=	N
740170		=	N
1	Gehäuse SW Betr. Nr. 815 674-7 Body ass. Loco no. 815 674-7	145532	36
2	Getriebeatz 3tlg. Gear set	145509	12
3	Drehgestellboden 1 Bogie bottom 1	145510	5
4	Drehgestellboden 2 Bogie bottom 2	145514	5
5	Radsatz o. Zahnrad o. Haftring Wheelset w/o gearwheel w/o tract. tyre	145511	10
6	Radsatz m. Zahnrad o. Haftring Wheelset w. gearwheel w/o tract. tyre	145512	11
7	Radsatz m. Zahnrad m. 2 Haftringe Wheelset w. gearwheel w. 2tract. tyres	145513	12
8	Schnecken Zahnrad Z=14 Wormgear wheel	86400	4
9	Zahnrad Z=10 Gearwheel	56717800	3
10	Kupplungsdeichsel Coupling reception	145518	6
11	Zugfeder Draw spring	109832	3
12	Decoderdeckel Decoder cover	145526	8
13	TS - Lokkupplung Part set - Coupling	145528	4
14	SK-Schraube M1,6x3 mm SK - Screw	125023	3
15	Achslager Axle bearing	145530	6
16	TS - DG-Blende + Kontakt MW+SW Part set - Bogie frame + contact	145508	18
17	TS - Fenster SW Part set - Windows	145533	26
18	Platine SW PCB	145534	19
19	Bodenpl. SW Floor	145535	7
20	Inneneinrichtung SW Interior fittings	145536	7
21	Platine Innenbeleuchtung SW PCB interior light	145537	15
22	Zurüstbeutel Bag of accessories	145544	5
Sound			
23	Platine SW Sound PCB for sound	145545	17

Ersatzteile erhalten Sie direkt unter www.fleischmann.de, bei Ihrem Fachhändler oder Ihrer Landesvertretung.
Spare parts can be ordered directly at www.fleischmann.de and from your local dealer or country representative.