




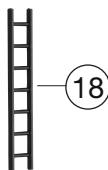
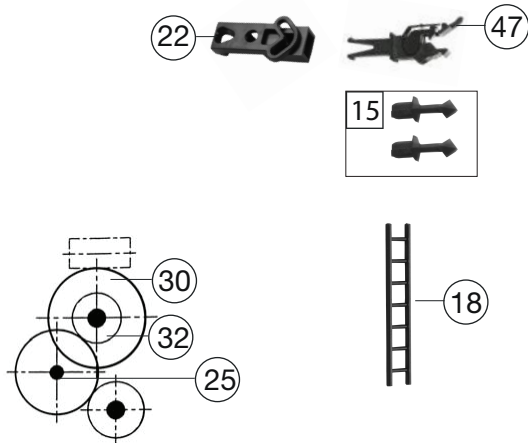
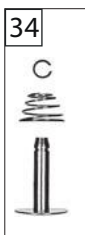




Pos. Nr. Pos.no.	Beschreibung Description	Art.-Nr. Art.no.	Preisgruppe Price bracket
1	LOKGEHÄUSE KPL. f. 430005 Body assembly complete	10430005	028
2	UMLAUFBLECH F.430001 BR 69 Running board	11430001	016
3	DACH O.STROMABNEHMER f.430005 Roof w/o Pantograph	12430005	023
	ABSTANDSHALTER (LAUTSPRECHER)(o.Abb.) Spacer (loudspeaker) (w/o Illustration)	12731474	006
5	LICHTLEITER/SATZ F. 430001 Light conductor set	13430001	005
6	FENSTERBLENDEN/SATZ f.430005 Set of windows	14430005	012
7	BESCHWERUNG LACK f.430071 Ballast painted	16430071	014
8	ISOLATOREN/SATZ f.430005 BR169 Set of isolators	18430005	012
9	ZUGHEIZKABEL F.430001 Train heating cable	19430001	008
10	TRAFODECKEL F.430001 Transformer cover	194300011	006
11	GRIFFSTANGEN-SATZ F.430001 Hand-rail -set	194300012	012
12	ERDUNGSGSTANGE F.430001 Ground rod	194300013	008
13	PFEIFE Whistle	00194617	002
14	KUPPLUNGSHAKEN Coupling hook	00194824	002
15	SIGNALSTÜTZEN/SATZ F.430001 Signal support - set	19494200	005
16	LOKLATERNE DB groß M.LAMPENE. Loco lamp, big with lamp inset	19494300	006
17	SCHEIBENWISCHER -SATZ F.430001 Windscreen wiper set	19507400	008
18	LEITER lehm Braun Ladder	22430002	006
19	LOKFAHRGESTELL KPL.f.430005 Loco chassis complete	30430005	026
20	ABDECKPLATTE F:430001 Cover plate	31430001	012
21	BREMSKUPPLUNG KURZ/LANG -SATZ Brake hose-pipe set	31436001	008
22	KUKU-DEICHSEL Short coupling reception	38405300	007
23	MOTOR M.SCHW.F.4046 Motor with flywheel	00504046	029
24	MOTORHALTEBUEGEL Motor retainer clip	00507903	004
25	ACHSE Axle	00527008	001
26	ACHSE F. DREHGESTELLBESTIGUNG Bogie fixation pin	00527010	001
27	ACHSE Axle	52701200	001
28	RADSATZ VORNE MIT ZAHNRAD Front wheelset complete with gear wheel	53435000	012
29	RADSATZ HINTEN MIT ZAHNRAD Back wheelset complete with gear wheel	53435100	012
30	ZAHNRAD M. RATSCHRING Z:28 Gear wheel with ratchet ring Z=28	00564178	005
	UNTERSETZUNGSRAD Z:18/24 (o.Abb.) Reduction gear wheel Z=18/24 (w/o Illustr.)	00564179	006
32	ZAHNRAD M.FED. F.4046 Gear wheel with spring	00564185	005
33	WIPPE Rocker	61499100	006
34	KONTAKTPILZGARNITUR Contacter pin assembly	64442000	009
35	LEITERPLATTE KPL PCB complete	65419200	018
36	LEITERPLATTE KPL. (Sound) PCB complete (Sound)	65419400	030



430075		DB	169 005-6		=	H0
Pos. Nr. Pos.no.	Beschreibung Description	Art.-Nr. Art.no.	Preisgruppe Price bracket			
37	DACHSTROMABNEHMER Roof pantograph	67433900	020			
38	LAUTSPRECHER 9x16 FOX M.KLEBEPAD Speaker 9x16 with adhesive pad	68701100	016			
39	SENKSCHRAUBE M 1,6 X 4 DIN7500 Countersunk screw M1,6x4 DIN7500	70900007	002			
40	GF-SCHRAUBE M2x5 DIN7500 Self-tapping screw M2x5 DIN 7500	70900011	003			
41	SENKKOPFBLECHSCHRAUBE KREUZSCH Countersunk tapping screw	00712509	001			
42	SENKKOPFBLECHSCHRAUBE B 2,2 x Countersunk tapping screw B2.2	00714516	001			
43	ZYLINDERSTIFT 2 X 10 Cylinder pin 2x10	00730538	001			
44	STECKPUFFER GEWÖLBT Plug-in buffer, curved	00754006	002			
45	STECK-PUFFER FLACH Plug-in buffer, flat	00754015	002			
46	RICHTFEDER F.KUPPLUNGSDEICHSEL Straightening spring for bogie coupling	76402900	002			
47	PROFI STECKKUPPLUNG Profi clip-in coupling	6515	---			
	PROFI-SCHLITZKUPPLUNG (o.Abb.) Profi slot coupling (w/o illustration)	6516	---			
	SCHLITZKUPPLUNG (o.Abb.) Slot coupling (w/o illustration)	6520	---			
	SCHLITZ-TAUSCHKUPPLUNG (o.Abb.) Standard slot coupling (w/o illustration)	6523	---			